

ALL INDIA INSTITUTE OF MEDICAL SCIENCES
New Delhi
PROSPECTUS



January 2021 Session

**Recruitment to the post of
Senior Residents /
Senior Demonstrators**

IMPORTANT DATES AT A GLANCE

Last date for Online Registration of Application on AIIMS website www.aiimsexams.org

07.01.2021
(upto 5:00 P.M.)

IMPORTANT NOTICE

1. Please fill the online application carefully. It may not be possible to make changes as indicated.
2. Any Amendment/rectification/change/editing is NOT allowed in Name/Date of Birth/Subject applied/Category i.e. SC/ST/OBC(NCL)/UR/OPH/EWS status after submitting the application fee through Debit/Credit Card/Net Banking.
3. Applicants may note that further correspondence will NOT be entertained in this regard.
4. Candidate applying under OBC category must possess valid caste certificate issued within last one year by the competent authority & before the last date of application. The Certificate must be valid for admission in Central Govt. Institution. Date of validity of certificate shall be considered as **06.01.2020 to 07.01.2021** (Before the last date of application)
5. Candidates applying under EWS category must possess valid EWS certificate issued on or after 01 April, 2020 to Last date of online application (**07.01.2021**). It must be valid for admission in Central Govt. Institution.

***Candidates are required to upload valid EWS certificate based on income of Financial Year 2019-20 and must be valid for 2020-21.**

The eligibility of the candidate in respective category for the course will be determined on the last date of submission of the registration form.

Senior Residents / Senior Demonstrators			
		Open on	Closed on
•	Date of uploading of Prospectus & Commencement of online registration of application.	18.12.2020 (Friday)	07.01.2021 (upto 5:00 PM)
•	Date for uploading status of application : Accepted & Rejected with reasons. Applicants are required to check status on 13.01.2021 through the Registration Status Tab of their My Page after Login.	13.01.2021	Wednesday
•	Last date for submission of required documents/images for Regularization of Rejected Application. No Correspondence will be entertained after 19.01.2021 under any circumstance and candidates are requested NOT TO CONTACT the Examination Section.	19.01.2021	Tuesday
•	Finalization of Centres and allotment of Roll Nos. and uploading Admit Cards on website	Dates will be declared later	
•	Recruitment Test through online mode [Computer Based Test]		
•	<i>Expected date of declaration of Result(Stage-I)</i>		
•	<i>Date(s) of Interview</i>		
•	<i>Final Result (Stage-II)</i>		

DECLARATION OF RESULTS

The final result of selected candidates (Stage I & II) will only be available on AIIMS website at www.aiimsexams.org. Result of individual candidate will NOT be informed on telephone. However, it will be available on the website on individual basis by login credentials. The candidates are requested NOT to make call to the Examination Section/Academic Section for such information.

APPLICATION FEE

- General/OBC Category: **Rs.1500/-** +Transaction Charges as applicable
- SC/ST/EWS Category: **Rs.1200/-** +Transaction Charges as applicable*
- Persons with Bench-mark Disabilities **[PWBD]** Candidates are **exempted from payment of any Fee**

**For Candidates belonging to SC/ST category, this fee of Rs 1200/- shall be refunded duly deducting bank charges as applicable, on appearing in 1st Stage CBT.*

MODE OF PAYMENT: Through Debit /Credit Card/Net Banking

All applicants are advised to read the Prospectus and Help Manual carefully before starting online registration and ensure that no column is left blank. In the event of rejection of the application form, no correspondence/request for reconsideration will be entertained. Applicants are also advised to download and take a print of the Registration Slip. Please retain a copy of Registration Slip till the completion of the recruitment Process.

Please visit www.aiimsexams.org regularly for latest notification/announcement as well any Addendum/Dedendum/Corrigendum/Latest updates etc. as these information's will only be uploaded on the AIIMS website.

CONTENTS

Section	Particulars	Page No.
I	INTRODUCTION	1
II	AIMS and OBJECTIVES	1
III	Senior Residents/Senior Demonstrators	2-13
	Number of seats, Essential Qualifications, No Objection certificate, Upper age limit,	
	Pay Scales, Reservation, Centres for Competitive Recruitment Test, Application Fee	
	Competitive Recruitment Test, Type of Paper, Subject, Scheme of Marking,	
	Method of Resolving ties, Preparation of Merit List	
	Method of Selection (Recruitment Test), Selection Procedure.	
IV	IMPORTANT INSTRUCTIONS APPLICABLE TO ALL EXAMINATIONS:	14
	Instructions for filling the Online Application Form	14
	Online Registration & Submission of Application Form,	14
	Status of online Registration, Documents to be Attached with Registration Slip,	14-15
	SUBMISSION OF APPLICATION BY CANDIDATES WHO ARE EMPLOYED	15
	Submission of Caste Certificate by SC / ST / OBC Candidates	15
	PROCEDURE IF THERE IS ANY DISCREPANCY NOTICED etc.	16
	PROCEDURE FOR QUERY BY EMAIL	17
	Criteria for Persons With Benchmark Disability [PWBD]	18-19
	Proforma Prescribed for Other Backward Class (OBC)	20
	Proforma Prescribed for SC/ST Certificate	21
	Proforma Prescribed for EWS Certificate	22
V	Instructions related to Photographs, SIGNATURE & LEFT THUMB IMPRESSION	23-31
VI	Help Manual (Important Instruction for Applicants for filling Online Application from)	32-49
	CONTACT US	50

शरीरमाद्यं खलु धर्मसाधनम्



I

GENERAL INFORMATION INTRODUCTION

An Act of Parliament in 1956 established the All India Institute of Medical Sciences (AIIMS) as an autonomous institution of national importance and defined its objectives and functions. By virtue of this Act, the Institute awards its own medical degrees and other academic distinctions. The degrees awarded by the Institute under the All India Institute of Medical Sciences Act are recognized medical qualifications for the purpose of the Indian Medical Council Act and notwithstanding anything contained therein, are deemed to be included in the first schedule of that Act, entitling the holders to the same privileges as those attached to the equivalent awards from the recognized Universities of India.

II

AIMS & OBJECTIVES

In the field of postgraduate education, the most important function of the Institute is to provide opportunities for training teachers for medical colleges in the country in an atmosphere of research and enquiry. Postgraduate students are exposed to newer methods of teaching and given opportunities to actively participate in teaching exercises. The other important objectives of the Institute are to bring together in one place educational facilities of the highest order for the training of personnel in all the important branches of health activity and to attain self-sufficiency in postgraduate medical education. The educational principles and practices being adopted are those which are best suited to the needs of the nation.

Senior Residents / Senior Demonstrators

The online applications are invited from **Indian Citizens** as per Govt. of India's Residency Scheme, for the following posts of Senior Residents/Senior Demonstrators for the tenure period of 3 years. These posts include existing vacant posts, **backlog vacancies of SC/ST/OBC** and those posts which will fall vacant between **01.01.2021 to 30.06.2021**.

1. NUMBER OF SEATS

The **tentative number of seats** available in each Group for the **January 2021** session is shown below:

S No	Subject/Specialty	Total No. of Posts	STATUS	UR	EWS	OBC	SC	ST	Total
1	ANAESTHESIOLOGY PAIN MEDICINE & CRITICAL CARE (Main, Casualty, Trauma, RPC, Ballabgarh, CDER, Burn & Plastic Surgery, ART)		Current	12	2	3	3	1	21
			Backlog	0	0	11	3	5	19
			Total	12	2	14	6	6	40
2	ONCO.ANAESTHESIOLOGY (IRCH)		Current	4	2	0	1	0	7
			Backlog	0	0	7	2	2	11
			Total	4	2	7	3	2	18
3	PALLIATIVE MEDICINE (IRCH, NCI Jhajjar)		Current	1	1	0	0	0	2
			Backlog	0	0	4	2	1	7
			Total	1	1	4	2	1	9
4	CARDIAC-ANAESTHESIOLOGY		Current	0	1	0	0	0	1
			Backlog	0	0	3	2	1	6
			Total	0	1	3	2	1	7
5	NEURO-ANAESTHESIOLOGY (Main, Trauma)		Current	1	1	0	0	1	3
			Backlog	3	0	4	3	0	10
			Total	4	1	4	3	1	13
6	RADIO-DIAGNOSIS (Main, Burn & Plastic Surgery block, IRCH, Trauma)		Current	2	2	3	1	1	9
			Backlog	0	0	0	0	2	2
			Total	2	2	3	1	3	11
7	CARDIOVASCULAR RADIOLOGY & ENDOVASCULAR INTERVENTIONS		Current	1	1	0	0	1	3
			Backlog	0	0	1	2	1	4
			Total	1	1	1	2	2	7
8	NEUROIMAGING & INTERVENTIONAL NEURO-RADIOLOGY		Current	2	0	1	0	0	3
			Backlog	0	0	0	3	1	4
			Total	2	0	1	3	1	7
9	ORTHOPAEDICS (Main, Trauma Centre, Casualty)		Current	2	1	2	1	0	6
			Backlog	0	0	0	0	0	0
			Total	2	1	2	1	0	6
10	ORAL PATHOLOGY(CDER)		Current	1	0	0	0	0	1
			Backlog	0	0	0	0	0	0
			Total	1	0	0	0	0	1
11	ORTHODONTICS (CDER)		Current	0	0	1	0	0	1
			Backlog	0	0	0	0	0	0
			Total	0	0	1	0	0	1

S No	Subject/Specialty	Total No. of Posts	STATUS	UR	EWS	OBC	SC	ST	Total
12	CRITICAL & INTENSIVE CARE (BURN & PLASTIC SURGERY BLOCK)		Current	1	1	0	0	0	2
			Backlog	0	0	2	1	0	3
			Total	1	1	2	1	0	5
13	MEDICAL ONCOLOGY		Current	1	1	1	1	0	4
			Backlog	0	0	0	0	0	0
			Total	1	1	1	1	0	4
14	RADIOTHERAPY (MAIN - UR-03, OBC-04, SC-01 = ST-01)		Current	1	0	0	1	0	2
			Backlog	0	0	1	0	1	2
			Total	1	0	1	1	1	4
15	MEDICINE		Current	4	2	1	0	1	8
			Backlog	0	0	4	1	0	5
			Total	4	2	5	1	1	13
16	EMERGENCY MEDICINE NCI Jhajjar-04 (UR-02 SC-01, OBC-01)		Current	4	0	0	0	0	4
			Backlog	0	0	1	4	1	6
			Total	4	0	1	4	1	10
17	MEDICINE TRAUMA		Current	1	0	0	0	0	1
			Backlog	5	1	4	4	0	14
			Total	6	1	4	4	0	15
18	RHEUMATOLOGY		Current	1	0	1	0	1	3
			Backlog	0	0	0	0	0	0
			Total	1	0	1	0	1	3
19	GERIATRIC MEDICINE		Current	0	0	1	0	0	1
			Backlog	0	0	0	0	1	1
			Total	0	0	1	0	1	2

S No	Subject/Specialty	Total No. of Posts	STATUS	UR	EWS	OBC	SC	ST	Total
20	PULMONARY MEDICINE		Current	0	0	1	0	0	1
			Backlog	0	0	0	0	0	0
			Total	0	0	1	0	0	1
21	NEURO-SURGERY		Current	4	0	0	0	0	4
			Backlog	6	2	7	4	2	21
			Total	10	2	7	4	2	25
22	PAEDIATRICS		Current	4	2	2	1	0	9
			Backlog	0	0	0	0	0	0
			Total	4	2	2	1	0	9
23	PAEDIATRIC SURGERY		Current	0	0	0	0	0	0
			Backlog	0	0	1	0	0	1
			Total	0	0	1	0	0	1
24	DERMATOLOGY & VENEREOLOGY		Current	0	0	1	0	0	1
			Backlog	0	0	0	0	0	0
			Total	0	0	1	0	0	1
25	FORENSIC MEDICINE		Current	2	0	0	1	0	3
			Backlog	0	0	0	0	1	1
			Total	2	0	0	1	1	4
26	LAB. ONCOLOGY		Current	2	0	0	0	1	3
			Backlog	0	0	1	0	0	1
			Total	2	0	1	0	1	4
27	MEDICAL PHYSICS (RADIOTHERAPY-ST & IRCH-OBC)		Current	0	0	1	0	0	1
			Backlog	0	0	0	0	1	1
			Total	0	0	1	0	1	2
28	PATHOLOGY (NCI-JHAJJAR-03(UR-1, SC-1,OBC-1))		Current	3	1	1	1	0	6
			Backlog	0	0	0	0	0	0
			Total	3	1	1	1	0	6

S No	Subject/Specialty	Total No. of Posts	STATUS	UR	EWS	OBC	SC	ST	Total
29	NUCLEAR MEDICINE		Current	1	0	0	0	0	1
			Backlog	0	0	0	0	1	1
			Total	1	0	0	0	1	2
30	LAB MEDICINE (TRAUMA CENTRE -01 UR)		Current	1	0	1	1	0	3
			Backlog	0	0	0	0	1	1
			Total	1	0	1	1	1	4
31	MICROBIOLOGY Surgical Block=3(UR-01,OBC-01, SC-01) NCI=02(EWS-01,OBC-01)		Current	1	1	2	1	0	5
			Backlog	0	0	0	0	0	0
			Total	1	1	2	1	0	5
32	UROLOGY		Current	0	0	0	0	0	0
			Backlog	0	0	1	0	0	1
			Total	0	0	1	0	0	1
33	OBSTETRICS & GYNAECOLOGY		Current	6	1	2	0	0	9
			Backlog	0	0	0	0	0	0
			Total	6	1	2	0	0	9
34	OPHTHALMOLOGY		Current	5	1	2	2	0	10
			Backlog	0	0	0	0	0	0
			Total	5	1	2	2	0	10
35	CARDIOLOGY		Current	2	1	0	0	0	3
			Backlog	0	0	2	0	0	2
			Total	2	1	2	0	0	5
36	CARDIAC THORACIC & VASCULAR SURGERY (CTVS)		Current	1	0	0	0	0	1
			Backlog	0	0	0	2	1	3
			Total	1	0	0	2	1	4
37	SURGERY		Current	3	1	0	1	0	5
			Backlog	0	0	3	1	0	4
			Total	3	1	3	2	0	9

S No	Subject/Specialty	Total No. of Posts	STATUS	UR	EWS	OBC	SC	ST	Total
38	SURGERY TRAUMA		Current	11	1	0	0	0	12
			Backlog	0	0	4	3	1	8
			Total	11	1	4	3	1	20
39	PLASTIC SURGERY & RECONSTRUCTIVE SURGERY		Current	1	0	0	0	0	1
			Backlog	0	0	4	2	1	7
			Total	1	0	4	2	1	8
40	ANATOMY		Current	1	0	0	1	0	2
			Backlog	0	0	0	0	0	0
			Total	1	0	0	1	0	2
41	BIOPHYSICS		Current	0	0	0	0	1	1
			Backlog	0	0	1	1	0	2
			Total	0	0	1	1	1	3
42	E.N.T		Current	1	0	1	1	0	3
			Backlog	0	0	0	0	0	0
			Total	1	0	1	1	0	3
43	HOSPITAL ADMINISTRATION (Jhajjar)=02 (ST-01 , OBC-01)		Current	3	0	0	0	0	3
			Backlog	0	0	6	4	1	11
			Total	3	0	6	4	1	14
44	SURGICAL ONCOLOGY		Current	4	0	2	0	0	6
			Backlog	0	0	0	0	0	0
			Total	4	0	2	0	0	6
45	BLOOD BANK		Current	3	0	1	0	0	4
			Backlog	0	0	0	0	0	0
			Total	3	0	1	0	0	4

S No	Subject/Specialty	Total No. of Posts	STATUS	UR	EWS	OBC	SC	ST	Total
46	PSYCHIATRY		Current	1	0	0	1	0	2
			Backlog	0	0	0	0	0	0
			Total	1	0	0	1	0	2
47	PHYSIOLOGY		Current	1	1	0	0	0	2
			Backlog	0	0	0	0	0	0
			Total	1	1	0	0	0	2
48	BIOCHEMISTRY		Current	0	0	0	0	0	0
			Backlog	0	0	0	0	1	1
			Total	0	0	0	0	1	1
49	CLINICAL HAEMATOLOGY		Current	0	0	0	0	0	0
			Backlog	0	1	0	0	0	1
			Total	0	1	0	0	0	1
50	PHYSICAL MEDICINE & REHABILITATION (PMR)		Current	1	0	0	1	1	3
			Backlog	0	0	1	0	0	1
			Total	1	0	1	1	1	4

As per guidelines EWS posts are not carried forward/or Considered as backlog vacancy in case unfilled hence other category candidates may be allowed provisionally to apply for post subjected to condition that they will be considered for the post as an UR Candidate only if EWS category seat is otherwise not filled.

Candidate can apply for these posts only through online registration of application on AIIMS website: – www.aiimsexams.org under head “Recruitments” w.e.f. **18th, December 2020 (Friday)**, as per the terms & conditions mentioned therein. The last date for applying to the post of Senior Residents/Senior Demonstrators is **07th January, 2021 (Thursday) (Up to 5:00 pm)**.

*** Candidates applying under OBC/EWS category have to upload their OBC/EWS certificate on or before last date of registration.**

****Applicants who are working in Govt. Hospital / any other Institution have to upload their NOC certificate issued from their employer.**

- Candidates may kindly take note that for the post of Senior Residents/Senior Demonstrators in the department of Anatomy, Biophysics & Biochemistry both Medical as well as Non-Medical candidates can apply.
- For other departments (except Medical Physics) only Medical candidates can apply.
- For post of Senior Demonstrators in Medical Physics – Only Non-Medical candidates can apply.
- **OBC Certificate must have been issued within 1 year before last date of application.**

ESSENTIAL QUALIFICATIONS:

i) For Medical Candidates (Senior Residents)

A postgraduate **medical** degree viz. **MD/MS/MDS/DNB** in the respective discipline from a recognized University/Institute/or equivalent qualification thereto.

a) For the Post of Geriatric Medicine

A Postgraduate **medical** degree viz. **MD/DNB** in Geriatric Medicine failing which **MD/DNB** in Medicine from a recognized university/Institute/ or equivalent qualification thereto.

b) For the post of Emergency Medicine & Casualty

A postgraduate **medical** degree viz. MD (Medicine) or MD (Emergency Medicine) or MD (Geriatric Medicine) or **MD (Anesthesia) or MD (Pulmonary Medicine)** or qualification recognized equivalent thereto in the discipline/subject.

c) For the post of Palliative Medicine

A postgraduate medical degree viz. **MD/DNB** in Palliative Medicine/Anesthesiology/Medicine/ Geriatrics Medicine/Oncology(Surgical/Medical/Radiation)

d) For the post of Plastic Surgery & Reconstructive Surgery

M.S./DNB Degree in Surgery/ENT/Orthopedics from any University recognized by MCI.

e) For the post of Pulmonary Medicine

A Postgraduate **medical** degree viz. MD in Medicine, MD Pulmonary Medicine, MD Chest Medicine & MD Respiratory Medicine from a recognized University/Institute.

f) For Lab. Medicine

A postgraduate medical degree viz. MD in Laboratory Medicine / Pathology / Microbiology / Biochemistry from a recognized University/Institute.

g) Critical & Intensive Care

MD/DNB Degree in Anesthesiology or DM/DNB Degree in Critical Care Medicine from any University recognized by MCI.

h) **Medicine (TC)**

A PG Medical degree, MD (Medicine) or MD (Emergency Medicine) or MD (Geriatric Medicine)

i) Urology

A PG medical degree MS (Surgery) or qualification recognized equivalent thereto in the discipline/Subject

ii) For Non-Medical Candidates (Senior Demonstrators)

I) For subjects of Anatomy, Biophysics & Biochemistry (Both medical as well as non-medical candidates can apply)

(a) The candidate should possess M.Sc./M. Biotech. Degree in the subject concerned and

(b) Ph.D. in the subject concerned/allied subject from a recognized University/Institute.

II) For the posts of Senior Demonstrators in Medical Physics

M.Sc. in Medical Physics with one-year experience **OR** its equivalent recognized qualification **OR** M.Sc. in Physics with Diploma in Radiological Physics.

(In the event any candidate possesses the qualification of M.Sc. with Ph.D., the pay scale will be similar to that of Non-Medical candidates with Ph.D.)

- 3 (i) **To be eligible for selection** for these posts, the candidate should pass the qualifying examination by 28.02.2021 & result should be declared to this effect on or before this date. The tenure of qualifying degree should also be completing latest by **28.02.2021**.
- (ii) **Only those candidates** who have been / are declared successful in their qualifying degree exam/viva i.e. **DNB/MD/MS/Ph.D./M.Sc. (as applicable)** and will be completing their tenure for the same on or before **28.02.2021** will be eligible to be considered for these posts.
- (iii) In case of those who have appeared for exam / viva voce and result is yet to be declared then applicant will be allowed to appear in theory and/or interview provisionally.
- (iv) In cases where result of qualifying exam is declared after **28.02.2021**, their candidature will stand cancelled and no claim for selection on the basis of theory exam and Interview allowed provisionally will be considered.

4. The candidates who are in service in any Govt. Hospital/ Institutions/Any other Organization are required to submit their application through proper channel only. The candidates will not be permitted for Interview if they fail to produce no objection certificate on the day of interview during scrutiny of documents. They may be allowed provisionally only if they produce a certificate of informing to **the Head of Organization of Institute** in which they are employed.

NOTE:-Concealment of facts as above shall lead to cancellation of Candidature after of appointment/ termination of service with disciplinary action.

If it is brought to the notice of authorities at any stage that the candidate had not submitted application through proper channel, then candidature will stand cancelled and in case of selected candidate, services will be terminated immediately.

5. UPPER AGE LIMIT (AS ON 28.02.2021)

- a) The upper age limit for applying these posts is **45 years** as on **28.02.2021**. The maximum permissible relaxations are:
 - i) **SC/ST** candidates 5 years
 - ii) **OBC** candidates 3 years
 - iii) **Persons with Bench-mark Disabilities [PWBD] General Category** 10 years
 - iv) **Persons with Bench-mark Disabilities [PWBD] OBC Category** 13 years
 - v) **Persons with Bench-mark Disabilities [PWBD] SC/ST Category** 15 years
- b) The upper age limit for applying for the post of Senior Resident in Department of Hospital Administration is **45 years**. The maximum permissible relaxations are:
 - i) **SC/ST** candidates 5 years
 - ii) **OBC** candidates 3 years
 - iii) **Persons with Bench-mark Disabilities [PWBD] General Category** 10 years
 - iv) **Persons with Bench-mark Disabilities [PWBD] OBC Category** 13 years
 - v) **Persons with Bench-mark Disabilities [PWBD] SC/ST Category** 15 years
- c) The upper age limit in case of Ex-serviceman and Commissioned Officers including ECOs/SSCOs/Government servants shall be relaxed by **Five years' in addition to the relaxation in (a) & (b) above**, subject to the condition that on the closing date for receipt of applications the continuous service rendered in the Armed Forces by an Ex-serviceman is not less than six months after attestation. This relaxation is also available to ECOs/SSCOs who have completed their initial period of assignment of five years of Military Service and whose assignment has been extended beyond five years as on closing date and in whose case the Ministry of Defence issues certificates that they will be released within 3 months on Selection from the date of receipt of offer of appointment. Candidates claiming age relaxation under this para would be required to produce a certificate in the prescribed proforma to the Commission at the time of Interview at AIIMS New Delhi.

NOTE: Ex-Serviceman who have already secured regular employment under the Central Govt. in a Civil Post are permitted the benefit of age relaxation as admissible for Ex-servicemen for securing another employment in any higher post or service under the Central Govt. However, such candidates will not be eligible for the benefit of reservation, if any for Ex-Servicemen in Central Govt. jobs.

6. PAY SCALES

- (i). For **Medical** candidates Rs.18,750+6600 (Grade Pay)+NPA plus other usual Allowances or revised pay scale as per 7th CPC as applicable **In the Pay of Level 11 of Pay Matrix (Pre-revised pay Band-3 with the entry Pay of Rs. 67700/-)**
- (ii). For **Non-Medical** candidates M.Sc. with Ph.D. Rs.56100/= in level 10 under 7th CPC plus other usual Allowances.
- (iii). For post of Senior Demonstrators in **Medical Physics**, (those with M.Sc.) of Rs.12090 + 4200 (Grade Pay) plus other usual Allowance.

7. RESERVATION (For SC, ST, OBC, EWS & Persons with Bench-mark Disabilities [PWBD] Candidates):-

- Reservation has been provided in the above posts in accordance with Rules.
- Reservation for **Persons with Bench-mark Disabilities [PWBD]** Candidates is 4% which will be provided on horizontal basis to **Persons with Bench-mark Disabilities [PWBD]** candidate in their respective categories.

Criteria for Persons with Bench-mark Disabilities [PWBD]:

The disability certificate should be issued by a duly constituted and authorized Medical Board of the State or Central Govt. Hospitals/Institutions and countersigned by Medical Superintendent /CMO/Head of Hospital/Institution.

* Candidate applying in OBC/SC/ST Category, must possess the caste certificate issued by competent authority, valid for admission/Job in Central Govt. Institutions issued before the **last date of application (i.e. 07.01.2021)**, failing which he/she shall not be allowed to appear in interview for the same category. However, he/she can be treated as UR Candidate if in merit through online exam, subject to verification by Examination Section.

*OBC certificate must have been issued in last one year. **Date of validity of certificate shall be considered as 06.01.2020 to 07.01.2021 (before the last date of application).**

*In case candidate fails to produce valid OBC certificate for admission/Job in Central Government Institution or is not issued within one year at the time of interview /document verification his candidature will stand cancelled.

Candidate applying in EWS Category must possess the valid EWS certificate issued by the competent authority, valid for admission/Job in Central Govt. Institutions.

*EWS certificate must have been issued on or after 01 April, 2020 to last date of online application (04.01.2021), valid for financial year 2020-21.

8. Centres for competitive Recruitment Test:

- The Recruitment Test will be conducted at cities listed below* **in online [Computer Based Test (CBT)] mode only**
- Applicants should indicate his/her choice of city of examination at the time filling the application form. The city chosen is subject to confirmation of payment of the examination fee.
- The city of examination shall be allotted on first-come first-serve basis subject to availability of nodes in respective city.
- The centre of examination once chosen and allotted will not be changed and any request in this regard will not be entertained. **Applicants should therefore indicate the choice of city with utmost care.**
- Applicants are advised to register themselves, make payment and submit their application form at the earliest without waiting for the last date, to avoid not getting the city/centre of their choice.

Sl. No.	Name of City*	Code
1.	Chennai	01
2.	Delhi/NCR	02
3.	Kolkata	03
4.	Mumbai	04

* In case, a city is cancelled due to non-availability of minimum number of candidates in that city or any other reason beyond the control of AIIMS, the AIIMS shall do necessary re-allocation of candidates who have chosen that city and it will be final. No correspondence will be entertained on this regard.

9. APPLICATION FEE:

- Persons with Bench-mark Disabilities [PWBD] : NIL**
- General/OBC category: **Rs.1500/-** + transaction charges as applicable.
- SC/ST/EWS category: **Rs.1200/-** + transaction charges as applicable.
- Payment should be made Debit/Credit Card/Net Banking only.**
(Please refer to instructions given in this regard).

*** For Candidates belonging to SC/ST Category, this fee of Rs 1200/- shall be refunded duly deducting bank charges as applicable, on appearing in 1st Stage CBT.**

10. COMPETITIVE RECRUITMENT TEST

The Recruitment Test shall be conducted through a Computer Based Test (CBT).

- The examination shall be held on **Last Week of January, 2021(Tentatively).**
- The duration of the Test shall be 1½ hours (90 minutes).

- The Online (CBT) Recruitment Test will be conducted in one shift:
Timing for: **10:00 AM to 11:30 AM**
The examination centres are tentatively proposed in **4 cities all over India**

11. TYPE OF PAPER:

The Competitive Entrance Examination will have one paper in English language consisting of **80 (Eighty) Objective Type (Multiple Choice type) questions**

12. SUBJECTS:

- The Recruitment Test for SR/SD will consist of **multiple choice questions** covering the concerned speciality.

13. SCHEME OF MARKING

a) CBT online test

- Each correct response will get a score of 1 mark.
- No credit will be given for the questions not answered or marked for review (*Questions marked for review shall be considered as unanswered*).
- There will be no negative marking.**

b) Interview

- The Interview will carry 20 marks.
- The merit list(s) for all categories i.e. SC/ST/OBC/UR/EWS shall be prepared on the basis of combined marks of online test and interview.

14. METHOD OF RESOLVING TIES

All Tie cases (more than one candidate having same marks) have been resolved on date of birth. Older candidate (earlier date of birth) is ranked above younger candidate.

15. PREPARATION OF MERIT LIST





Applying the above method for resolving ties

Overall and Category-wise merit Lists shall be prepared accordingly.

SUMMARY OF RECRUITMENT TEST PATTERN (Please see the text for details and explanations)		
01	Mode of Recruitment Test	Computer Based Test (CBT) / Online
02	Duration of Recruitment Test	1½ hours (One hour and thirty minutes /90 minutes)
03	Date of Recruitment Test	Last Week of January, 2021(Tentatively).
04	Number of Shifts	01 (One)
05	Timing of Recruitment Test	10.00 AM to 11.30 AM
06	Location of Centres	Tentatively 4 metro cities in India
07	Language of Paper	English
08	Type of Examination	Objective Type
09	Number of Questions	One Paper of 80 MCQ (Eighty)
10	Type of Objective Questions	Multiple Choice Questions (MCQs)
11	Marking Scheme	<u>Recruitment Test</u> Correct Answer: One mark (+)1 Unanswered / Marked for Review: 0 There will be no negative marking. <u>Interview (20 Marks)</u>
12	Method of resolving ties	On date of birth. Older candidate (earlier date of birth) is ranked above younger candidate.

16. METHOD OF SELECTION

- Selection will be made entirely on the basis of merit in the Recruitment Test.
- Candidate must confirm the subject they have applied for after logging in the examination. In case of any discrepancy report to invigilator immediately on the day of examination.**
- Question paper will be provided in the online Test as Subject/Group applied in the Registration/application form. **No further change in Subject/Group after the submitting the Examination Fee.**
- The Recruitment Test for Senior Resident/Senior Demonstrators will consist of **90 Minutes (1½ hours)** duration containing **80 multiple choice questions in the subject concerned.**
- There will be no negative marking.**

			
CORRECT	WRONG	FOR REVIEW	NOT ANSWERED
+1	0	0	0

If any discrepancy in any question is found in the Recruitment Test, the candidate is advised to write to Associate-Dean (Exam.), AIIMS, New Delhi – 110 608 within 24 hours on the following email subdeanexamsaiims@hotmail.com. This mail will only be used for discrepancy related to question. However, for other query please mail on aiims.srsdexams@gmail.com.

17. SELECTION PROCEDURE:

- The Candidate can apply only in any one Subject / Speciality only out of 50 **Subject / Speciality** as enlisted.
- Computer Based Test (CBT) in online mode of 80 Marks based on MCQs in the subject concerned will be conducted in **Last Week of January, 2021 in 4 Metro Cities in India** (Chennai, Delhi/NCR, Kolkata & Mumbai). The eligible candidates will be intimated about exact time and place of online examination through **admit card** which will be uploaded on AIIMS websites www.aiimsexams.org. Candidates are required to take print out of their Admit Card & produce the same at the centre for online test.
Please note that Admit Card(s) will not be sent by post.
The list of candidates who qualify in the Computer Based Test (CBT) & eligible for interview will be displayed on AIIMS websites www.aiimsexams.org. The Groups of Interview will be announced with Stage-I result.

Subject wise date, schedule of interview will be announced with result of Stage –I(CBT)	
Final Result Notification (Stage-II)	Dates will be declared later

- Candidates are required to bring **original certificate** (alongwith one set of attested Photocopy) of
 - Date of Birth (i.e. 10th Passing),
 - Qualifying degree (MBBS/BDS/MD/MS/MDS/MHA/Ph.D./M.Sc./B.Sc./**DM/M.Ch.** Others),
 - Valid registration with MCI/State Medical Council/DMC*,
 - SC/ST/OBC/EWS and OPH certificate - valid for central government jobs/OPH.
 - No objection certificate from current employer (wherever applicable) at the time of Interview for Verification.
Only those candidates whose certificates are found to be in order shall be permitted to appear for the Interview.
 - Completion of tenure and passing proof**
The candidates are required to report for the **interview at 9.00 AM sharp at LT-1, First Floor, Teaching Block & after 10.00 AM no candidate will be entertained.**

- d) The total number of candidates eligible to be called for the interview will be **two times** the number of advertised seats (**but not less than 3 in any category or subject**) advertised in the respective group for various categories. Candidates qualifying under OPH category may be over and above this number.
- e) The Interview will carry 20 marks.
- f) The merit list(s) for all categories i.e. SC/ST/OBC/UR/EWS shall be prepared on the basis of combined marks of online test and interview. **All Tie cases (more than one candidate having same marks) shall be resolved based on date of birth. Older candidate (earlier date of birth) shall be ranked above younger candidate.**
- g) After filling available posts all remaining otherwise eligible candidates called for interview shall be kept in the waiting list which will be valid till **30.06.2021**.
- h) Any vacancy arising because of non-joining by selected candidates in this selection or by resignation of candidates who had joined after selection in this session of **January, 2021** will be offered to the Candidate from the waiting list according to his/her merit/category
- i) In application form, all applicants must provide two phone numbers and email / fax no. for faster communication about such vacancies. Candidates who have applied in these groups may take note that during **the tenure they may be rotated as and when required by the department.**

The Final Result will only be available on AIIMS website at www.aiimsexams.org as well as on the website i.e. www.aiims.edu.

* The Candidate must submit registration with Delhi Medical Council, before joining the post, in case selected.

IV IMPORTANT INSTRUCTION

1. INSTRUCTIONS FOR FILLING THE ONLINE APPLICATION FORM

Candidate should fill in the online Application Form taking utmost care and following instructions and help manual as given in the Prospectus, step by step. Candidate should fill in the Online Application form correctly. Incorrect filled form may result in rejection.

2. ONLINE REGISTRATION & SUBMISSION OF APPLICATION FORM

A candidate seeking admission to the Recruitment Test is required to submit his/her application in the prescribed format available online with the Prospectus on www.aiimsexams.org **The cost of Application Form includes the fee for Recruitment Test which is non-refundable and no correspondence in this regard will be entertained.** The candidate is required to go through the prospectus carefully and acquaint himself/herself with all requirements with regard to filling in of the online application form.

Online Registration: After selecting the online registration, fill the mandatory details asked for deposit the prescribed fee in the through **Debit/Credit Card/Net Banking** after submitting fees filled required information step by step. Follow the Instructions scrupulously.

It will be the responsibility of the candidates to ensure that correct details are filled in the Registration Form. The Institute will not be responsible for any cancellation of candidature/loss or lack of communication etc. as a consequence of incorrectly filled application form

The candidate can apply only in any one Group out of 50 **Subject/Speciality** as enlisted.

All applicants are required to ensure that Photo/Signature/Left Thumb Impression is uploaded according to the instructions provided in the Prospectus. Failure to do so application will be treated as Rejected.

Duplicate applications from any applicant will result in cancellation of all such applications. No intimations regarding such summary rejections will be provided.

3. STATUS OF ONLINE REGISTRATION

Acknowledgement of successful Online Registration will be forwarded to applicant's Registered on their email ID. The Registration Form will remain Under Review regarding eligibility. However, candidates can check their status of uploaded images within 3-5 working days from the date of online Registration is done and subsequent further updates the status as per direction. The rejected images can be updated till the registration is open.

The candidates are advised to check final status of their Registration Form regarding images and eligibility and Admit Card which will be available on AIIMS website www.aiimsexams.org as per the schedule mentioned in the "IMPORTANT DATES AT A GALANCE".

Admit card for accepted Registration Form will only be uploaded on the website. If the status of Registration Form or Admit Card is not available on website, he/she should immediately write an email to the Assistant Controller of Examinations, AIIMS, New Delhi-110608 on aiims.srsdexams@gmail.com along with name, candidate ID, subject applied and other particulars of the Registration Form. **(Please see "Procedure for query by email" at page-14)**

4. DOCUMENTS TO BE ATTACHED WITH REGISTRATION SLIP AT THE TIME OF INTERVIEW

II) The candidates recommended for Interviews on the basis of results of the Recruitment Test must submit attested copies of the following documents in the manner prescribed below at the time of Interview:

The candidates appearing for allotment by personal appearance should bring the following documents in original along with one set an attested photocopy of the documents: -

- Admit Card issued by AIIMS.
- High School/Higher Secondary Certificate/Birth Certificate in proof of date of birth. (Matriculation)
- Qualifying degree (MBBS/BDS/MD/MS/MDS/Ph.D./M.Sc./others.)
- Valid Permanent/Provisional Registration Certificate issued by MCI or DCI/State Medical or Dental Council/DMC.
- No objection certificate from the current employer (wherever applicable) at the time of Interview for verification before they are allowed to appear for Interview.

VI) The Candidate should also bring the following certificate (valid for central Govt. Jobs), if applicable:

- a) SC/ST Certificate issued by the competent authority and should be in English or Hindi in language. Community (Category) should be clearly mentioned in the certificate.
- b) OBC Certificate issued by the competent authority for central Govt. jobs/for admission in Central Govt. College/Institute. The sub-caste should tally with the Central List of OBC. OBC Candidates should not belong to Creamy Layer. OBC certificate must be in the Central Govt. Format as prescribed in the prospectus.
- c) Physical Disability Certificate issued from a duly constituted and authorized Medical Board. (Valid for central govt. Jobs/OPH.
- d) EWS Certificate issued by the competent authority and should be in given format.

If a candidate fails to submit attested copies of the requisite documents as above, his/her candidature will be cancelled and he/she will not be allowed to participate in subsequent stages of Interview/selection process.

5. SUBMISSION OF APPLICATION BY CANDIDATES WHO ARE EMPLOYED

The Institute does not have any objection if the candidates in employment apply directly for the above Recruitment Test. However, all such candidates should inform their employer in writing that they are applying for this Recruitment Test. They should also sign the undertaking in the down loaded copy of Registration Slip that they have informed their employer about the submission of the application to AIIMS at the time of Interview. If any communication is received from their department/office withholding permission to the candidate's appearing to the Recruitment Test, the candidature/admission of the candidate will be cancelled, and no further correspondence in this regard will be entertained.

6. SUBMISSION OF CERTIFICATE BY SC/ST/OBC/EWS CANDIDATES

After declaration of result of the Requirement Test, candidates belonging to Scheduled Caste/Scheduled Tribe, Other Backward Classes and Economy Weaker Section (EWS) should submit, along with other requisite documents, an attested copy of a certificate from any one of the following **authorities stating that the candidate belongs to a Scheduled Caste, a Scheduled Tribe, or Economy Weaker Sections (EWS) Other Backward Classes in the prescribed form given in the prospectus.**

- A. District Magistrate, Additional District Magistrate, Collector, Deputy Commissioner, Additional Deputy Commissioner, Deputy Collector, 1st Class Stipendiary Magistrate, City Magistrate, Sub-Divisional Magistrate, Taluka Magistrate, Executive Magistrate, Extra Assistant Commissioner.
- B. Chief Presidency Magistrate/Additional Chief Presidency Magistrate/Presidency Magistrate.
- C. Revenue Officer not below the rank of Tehsildar.
- D. Sub-Divisional Officer of the area where the candidate and his or her family normally resides.
- E. Administrator/Secretary to Administrator/Development Officer (Lakshadweep Island) or as authorised in the Constitution.

The candidate will be required to submit an undertaking to the effect of his/her caste. The detection of any discrepancy in the caste certificate shall entail cancellation of registration. This is as per the provisions made by Ministry of Personnel, Public Grievances and Pensions vide their order No. 36033/4/97-Estt. (RES) dated 25.7.2003 and No. 36011/3/2005-Estt. (RES) dated 9.9.2005 respectively.

Candidates must note that a certificate from any other person/authority will not be accepted and no further correspondence in this regard shall be entertained. The name, designation and the seal of the officer should be legible in the certificate.

The Reservation for Economically Weaker Sections (EWSs) in direct recruitment in civil posts and services in the Government of India will be as per O.M. No. 36039/1/2019-Estt(Res) dated 31st January 2019 issued by Ministry of Personnel, Public Grievances & Pensions. Subsequently, Candidate will have to fill the proforma as given in the prospectus duly signed by the competent authority.

7. **PROCEDURE IF THERE IS ANY DISCREPANCY NOTICED:** Discrepancy, if any, observed in the date and time of the Recruitment Test mentioned in the Prospectus, Admit Card etc. should be immediately brought to the notice of the Assistant Controller of Examinations AIIMS, New Delhi through email. Complaints received after the examination is held will not be entertained. *In case any discrepancy is found in the information provided in the various documents, the data provided on the Application Form will be considered as final for all purposes.*
8. It will be the responsibility of the candidate to ensure that correct address, Mobile No. & email ID in the Application Form is filled. The Institute shall not be responsible for any miscommunication due to incorrect address, Mobile No. and email ID given by the applicant on the Application Form or non-receipt for any communication.
9. **Downloadable Admit cards of all the eligible candidates will be hosted on website www.aiimsexams.org as per the schedule mentioned under "IMPORTANT DATES" 'AT A GLANCE'. All the candidates are advised to download their Admit Cards from the website. It may please be noted that the Admit Cards will not be sent by Post.**
10. Change, if any, in the address mobile No. and email ID should be immediately intimated through registered email. Candidate should also ensure that any communication sent at the previous address is redirected to him/her at the new address.
11. If a candidate is at any stage found to have provided false information/certificate or is found to have withheld or concealed some information in his/her application form, he/she will be debarred from admission, his/her residency will be terminated with immediate effect.
12. If ineligibility is detected at any stage, candidature/admission of the candidate will be cancelled without any notice.
13. Candidate must not obtain or give or attempt to obtain or give irregular assistance of any kind during the examination; this will entail expulsion and cancellation of candidature for the examination. The appointment of the applicant will be cancelled and appropriate criminal/civil proceedings will be initiated against the candidate, if at any stage of the examination the candidate is found to have secured admission by using any unfair means.
14. The Institute will not intimate the result of Recruitment Test individually. No correspondence in this regard will be entertained. **However, the marks of individual candidate will be made available on AIIMS website www.aiimsexams.org on completion of the examination process.**
15. **There is no provision displaying marks of Written/Interview for re-checking/re-evaluation and no query in this regard will be entertained.**
16. The decision of the Director of the Institute shall be final in the matter of selection of candidates for appointment to various department/group and no appeal will be entertained in this regard.
17. Selected candidates must join on the date (upto 10.00 AM after medically fitness) stipulated in the letter of selection, failing which the selection/admission shall stand cancelled/withdrawn.
18. **The selected candidates will get the original documents verified at the time of joining (between 10:00 am to 12:00 noon). Without original documents, no candidate is allowed for joining.**
19. The rules are subject to change in accordance with the decision of the Institute to be taken from time to time.
20. **Any dispute in regard to any matter referred to herein shall be subject to the jurisdiction of High Court of Delhi only.**

21. Procedure for query by email regarding pre- examination formalities.

It has been observed while seeking the reply of any query/clarification related to Registration process or any other information of the course/recruitment test conducting by AIIMS, New Delhi, applicants/candidates do not use their registered email and do not mention other details viz. name, course applied, candidate ID etc.

Accordingly, all the concerned applicants/candidates are hereby advised that before seeking the reply of any query/clarification, should use only the Registered email ID and mention following in the subject.

- (i) **Name of Course/ Post for Recruitment** and
- (ii) Subject viz. Log-in Issues/Personal Details/ Education Qualification/ Choice of Subject/Sponsorship/Foreign National/Payment Issues/ Payment Refunds/Centre Choice Issues/Photograph Uploading/Signature Uploading/Thumb uploading/ Admit Card Issues/Counselling Issues/Any other Issues.

(The above should be entered in the "Subject" line of the email)

In addition, please write below mentioned information in the email content box before seeking any query/clarification:

- (i) Candidate ID No.
- (ii) Name of the candidate
- (iii) Mobile Number
- (iv) Specific query/clarification sought.

The email should be sent specifically to the email id [\[aiims.srsdexams@gmail.com\]](mailto:aiims.srsdexams@gmail.com) mentioned for the respective examination.

Unless the above is followed, it would not possible for AIIMS to reply each mail.

Criteria for Persons With Benchmark Disability [PWBD]

A SCHEDULE is annexed regarding, "SPECIFIED DISABILITY" clause (zc) of section 2, that states as under,

1. Physical disability

A. Locomotor disability (a person's inability to execute distinctive activities associated with movement of self and objects resulting from affliction of musculoskeletal or nervous system or both), including—

- (a) "leprosy cured person" means a person who has been cured of leprosy but is suffering from—
 - (i) loss of sensation in hands or feet as well as loss of sensation and paresis in the eye and eye-lid but with no manifest deformity;
 - (ii) manifest deformity and paresis but having sufficient mobility in their hands and feet to enable them to engage in normal economic activity;
 - (iii) extreme physical deformity as well as advanced age which prevents him/her from undertaking any gainful occupation, and the expression "leprosy cured" shall construed accordingly;
- (b) "cerebral palsy" means a Group of non-progressive neurological condition affecting body movements and muscle coordination, caused by damage to one or more specific areas of the brain, usually occurring before, during or shortly after birth;
- (c) "dwarfism" means a medical or genetic condition resulting in an adult height of 4 feet 10 inches (147 centimeters) or less;
- (d) "muscular dystrophy" means a group of hereditary genetic muscle disease that weakens the muscles that move the human body and persons with multiple dystrophy have incorrect and missing information in their genes, which prevents them from making the proteins they need for healthy muscles. It is characterized by progressive skeletal muscle weakness, defects in muscle proteins, and the death of muscle cells and tissue;
- (e) "acid attack victims" means a person disfigured due to violent assaults by throwing of acid or similar corrosive substance.

B. Visual impairment—

- (a) "blindness" means a condition where a person has any of the following conditions, after best correction—
 - (i) total absence of sight; or
 - (ii) visual acuity less than 3/60 or less than 10/200 (Snellen) in the better eye with best possible correction; or 92
 - (iii) limitation of the field of vision subtending an angle of less than 10 degree.
- (b) "low-vision" means a condition where a person has any of the following conditions, namely: —
 - (i) visual acuity not exceeding 6/18 or less than 20/60 upto 3/60 or upto 10/200 (Snellen) in the better eye with best possible corrections; or
 - (ii) limitation of the field of vision subtending an angle of less than 40 degree up to 10 degrees.

C. Hearing impairment -

- (a) "deaf" means persons having 70 DB hearing loss in speech frequencies in both ears;
- (b) "hard of hearing" means person having 60 DB to 70 DB hearing loss in speech frequencies in both ears;

D. "Speech and language disability" means a permanent disability arising out of conditions such as laryngectomy or aphasia affecting one or more components of speech and language due to organic or neurological causes.

2. Intellectual disability, a condition characterized by significant limitation both in intellectual functioning (reasoning, learning, problem solving) and in adaptive behavior which covers a range of every day, social and practical skills, including—

- (a) "specific learning disabilities" means a heterogeneous group of conditions wherein there is a deficit in processing language, spoken or written, that may manifest itself as a difficulty to comprehend, speak, read, write, spell, or to do mathematical calculations and includes such conditions as perceptual disabilities, dyslexia, dysgraphia, dyscalculia, dyspraxia and developmental aphasia;
- (b) "autism spectrum disorder" means a neuro-developmental condition typically appearing in the first three years of life that significantly affects a person's ability to communicate, understand relationships and relate to others, and is frequently associated with unusual or stereotypical rituals or behaviors.

3. Mental behavior,— "mental illness" means a substantial disorder of thinking, mood, perception, orientation or memory that grossly impairs judgment, behavior, capacity to recognize reality or ability to meet the ordinary demands of life, but does not include retardation which is a condition of arrested or incomplete development of mind of a person, specially characterized by sub normality of intelligence.

4. Disability caused due to—

- (a) chronic neurological conditions, such as—
 - (i) "multiple sclerosis" means an inflammatory, nervous system disease in which the myelin sheaths around the axons of nerve cells of the brain and spinal cord are damaged, leading to demyelination and affecting the ability of nerve cells in the brain and spinal cord to communicate with each other;
 - (ii) "Parkinson's disease" means a progressive disease of the nervous system marked by tremor, muscular rigidity, and slow, imprecise movement, chiefly affecting middle-aged and elderly people associated with degeneration of the basal ganglia of the brain and a deficiency of the neurotransmitter dopamine.
- (b) Blood disorder—
 - (i) "Haemophilia" means an inheritable disease, usually affecting only male but transmitted by women to their male children, characterized by loss or impairment of the normal clotting ability of blood so that a minor would may result in fatal bleeding;
 - (ii) "thalassemia" means a group of inherited disorders characterized by reduced or absent amounts of haemoglobin.
 - (iii) "sickle cell disease" means a hemolytic disorder characterized by chronic anemia, painful events, and various complications due to associated tissue and organ damage; "hemolytic" refers to the destruction of the cell membrane of red blood cells resulting in the release of hemoglobin.

5. Multiple Disabilities (more than one of the above specified disabilities) including deaf blindness which means a condition in which a person may have combination of hearing and visual impairments causing severe communication, developmental, and educational problems.

6. Any other category as may be notified by the Central Government.

Note: Any amendment to the Schedule to the RPWD Act, 2016, shall consequently stand amended in the above schedule.

The selection shall be subjected to medical fitness by Medical board.

PROFORMA FOR OTHER BACKWARD CLASS (OBC) CERTIFICATE

(Certificate to be Produced by other Backward Classes applying for Admission to Central Educational Institutions (CEIs), Under the Government of India)

This is to certify that Shri / Smt./Kum. _____
Son/Daughter of Shri/Smt. _____ of
Village/Town _____ District/Division _____ in the
State belongs to the _____ Community which is
recognized as a backward class under:

- (i) Resolution No. 12011/68/93-BCC(C) dated 10/09/93 published in the Gazette of India Extraordinary part I Section I No. 186 dated 13/09/93.
- (ii) Resolution No. 12011/9/94-BCC dated 19/10/94 published in the Gazette of India Extraordinary part I Section I No. 163 dated 20/10/94.
- (iii) Resolution No. 12011/7/95-BCC dated 24/05/95 published in the Gazette of India Extraordinary part I Section I dated 25/05/95.
- (iv) Resolution No. 12011/96/94-BCC dated 09/03/96.
- (v) Resolution No. 12011/44/94-BCC dated 06/12/96 published in the Gazette of India Extraordinary part I Section I No. 210 dated 11/12/96.
- (vi) Resolution No. 12011/13/97-BCC dated 03/12/97.
- (vii) Resolution No. 12011/99/94-BCC dated 11/12/97.
- (viii) Resolution No. 12011/68/98-BCC dated 27/10/99.
- (ix) Resolution No. 12011/88/99-BCC dated 06/12/99 published in the Gazette of India Extraordinary Part I Section I No. 270 dated 06/12/99.
- (x) Resolution No. 12011/36/99-BCC dated 04/04/2000 published in the Gazette of India Extraordinary Part I Section I No. 71 dated 04/04/2000.
- (xi) Resolution No. 12011/44/99-BCC dated 21/09/2000 published in the Gazette of India Extraordinary Part I Section I No. 210 dated 21/09/2000.
- (xii) Resolution No. 12015/09/2000-BCC dated 06/09/2001.
- (xiii) Resolution No. 12011/01/2001-BCC dated 19/06/2003.
- (xiv) Resolution No. 12011/04/2002-BCC dated 13/01/2004.
- (xv) Resolution No. 12011/09/2004-BCC dated 16/01/2006 published in the Gazette of India Extraordinary Part I Section I No. 210 dated 16/01/2006.

Shri/Smt./Kum. _____ and/or his family ordinarily
reside(s) in the _____ District/Division of
State.

This is also to certify that he/she does not belong to the persons/sections (Creamy Layer) mentioned in Column 3 of the Scheduled to the Government of India. Department of Personnel & Training O.M. No. 36012/22/93-Estt. (SCT) dated 08/09/93 which is modified vide OM No. 36033/3/2004 Estt. (Res.) dated 09/03/2004 or the latest notification of the Government of India.

Dated:

District Magistrate/Competent Authority Seal

NOTE:

- a) The Term Ordinarily used here will have the same meaning as in Section 20 of the Representation of the People Act, 1950.
- (b) The authorities competent to issue Caste Certificates are indicated below:
 - (i) District Magistrate/Additional Magistrate/Collector/Deputy Commissioner/Additional Deputy Commissioner/Deputy Collector/1stClass Stipendiary Magistrate/Sub-Divisional Magistrate/ Taluka Magistrate/Executive Magistrate/Extra Assistant Commissioner (not below the rank of 1stClass Stipendiary Magistrate.)
 - (ii) Chief Presidency Magistrate/Additional Chief Presidency Magistrate/Presidency Magistrate.
 - (iii) Revenue Officer not below the rank of Tehsildar.
 - (IV) Sub-Divisional Officer of the area where the candidate and/or his family resides.

FORM OF SC/ST CERTIFICATE PRESCRIBED

Form of certificate as prescribed in M.H.A., O.M., No. 42/21/49-N.G.S. dated the 28.1.1952, as revised in Dept. of Per-& A.R. letter No. 36012/6/76-Est. (S.CT), dated the 29.10.1977, to be produced by candidate belonging to a Scheduled Caste or a Scheduled Tribe in support of his/her claim.

CASTE CERTIFICATE

This is to certify that Shri/Smt./Kum.*.....
son/daughter*of.....of.....village/town*.....in
district/Division*.....of the State/Union Territory*..... belongs to the
.....Caste/Tribe which is recognized as a Scheduled Caste/Scheduled Tribe* under:

- The Constitution (Scheduled Caste) Order, 1950
- The Constitution (Scheduled Tribe) Order, 1950
- The Constitution (Scheduled Caste) (Union Territories) Order, 1951
- The Constitution (Scheduled Tribe) (Union Territories) Order, 1951

% 1. (as amended by the Scheduled Caste and Scheduled Tribes Lists (Modification) Order, 1956, the Bombay Re-Organization Act, 1960, the Punjab Re-Organization Act, 1966, the State of Himachal Pradesh Act, 1970 the North-Eastern Areas (Re-organization) Act, 1971 and the Scheduled Castes and Scheduled Tribes Orders, (Amendment) Act, 1976). The Constitution (Jammu and Kashmir) Scheduled Caste Order, 1956.

- The Constitution (Andaman and Nicobar Islands) Scheduled Tribes Order, 1959.
- The Constitution (Dadra and Nagar Haveli) Scheduled Caste Order, 1962.
- The Constitution (Dadra and Nagar Haveli) Scheduled Tribes Order, 1962.
- The Constitution (Pondicherry) Scheduled Caste Order, 1964
- The Constitution (Uttar Pradesh) (Scheduled Tribes) Order, 1967
- The Constitution (Goa, Daman & Diu) Scheduled Caste Order, 1968.
- The Constitution (Goa, Daman & Diu) Scheduled Tribes Order, 1968.
- The Constitution (Nagaland) Scheduled Tribes Order, 1970.
- The Constitution (Sikkim) Scheduled Caste Order, 1978.
- The Constitution (Sikkim) Scheduled Tribes Order, 1978.

% 2. Applicable in the case of Scheduled Caste/Schedule Tribe persons who have migrated from one State/ Union Territory Administration:

This certificate is issued on the basis of the Scheduled Caste/Scheduled Tribe certificate issued to Shri / Smt*.....father/mother of Shri/Smt/Kum*.....of village/town*..... in District/Division* of the State/Union Territory*..... who belongs to the.....caste/tribe which is recognised as a Scheduled Caste/Scheduled Tribe* in the State/Union Territory*..... issued by the (name of prescribed authority) vide their No.....date..... % 3. Shri*/Smt.*/Kum*..... and/or his/her* family ordinary reside(s) in village/town*..... of the State/Union Territory of.....

Signature.....

Place

Date

State/Union Territory

**Designation.....

(With seal of Office)

- Please delete the words which are not applicable.
- Please quote specific Presidential Order.

% Delete the paragraph which is not applicable.

** Should be signed by the Authorities empowered to issue Scheduled Caste/Scheduled Tribe certificates as specified above.

Annexure-I

INCOME & ASSEST CERTIFICATE TO BE PRODUCED BY ECONOMICALLY WEAKER SECTIONS

Date: _____

This is to certify that Shri/Smt./Kumari _____ son/daughter/wife of _____ permanent resident of _____ Village/Street _____ Post Office _____ District _____ in the State/Union Territory _____ Pin Code _____ whose photograph is attested below belongs to Economically Weaker Sections, since the gross annual income* of his/her 'family'*** is below Rs. 8 lakh (Rupees Eight Lakh only) for the financial year _____. His/her family does not own or possess any of the following assets***:

- I. 5 acres of agricultural land and above;
- II. Residential flat of 1000 sq. ft. and above;
- III. Residential plot of 100 sq. yards and above in notified municipalities;
- IV. Residential plot of 200 sq. yards and above in areas other than the notified municipalities.

Signature with seal of Office _____
Name _____
Designation _____

*Note1.: Income covered all sources i.e. salary, agriculture, business, profession, etc.

****Note 2:**The term "Family" for this purpose include the person, who seeks benefit of reservation, his/her parents and siblings below the age of 18 years as also his/her spouse and children below the age of 18 years

***Note 3: The property held by a "Family" in different locations or different places/cities have been clubbed while applying the land or property holding test to determine EWS status.

G. Sivarani

शरीरमाद्यं खलु धर्मसाधनम्

INSTRUCTION FOR UPLOADING IMAGES

Instructions related to uploading of Photographs, signature and left thumb impression

Uploading of digital Images of Photograph, Signature and Thumb-print **is mandatory**. Read and follow the instructions given below to avoid inconvenience and rejection of application form due to uploading of **improper** digital images.

Prepare the digital images in advance to avoid delays/inconvenience while filling the online application form.

Instructions for photo upload:

Digital image of your photo can be made in two ways

- Clicking your photo using a digital device (camera etc)
- Scanning of already available photograph

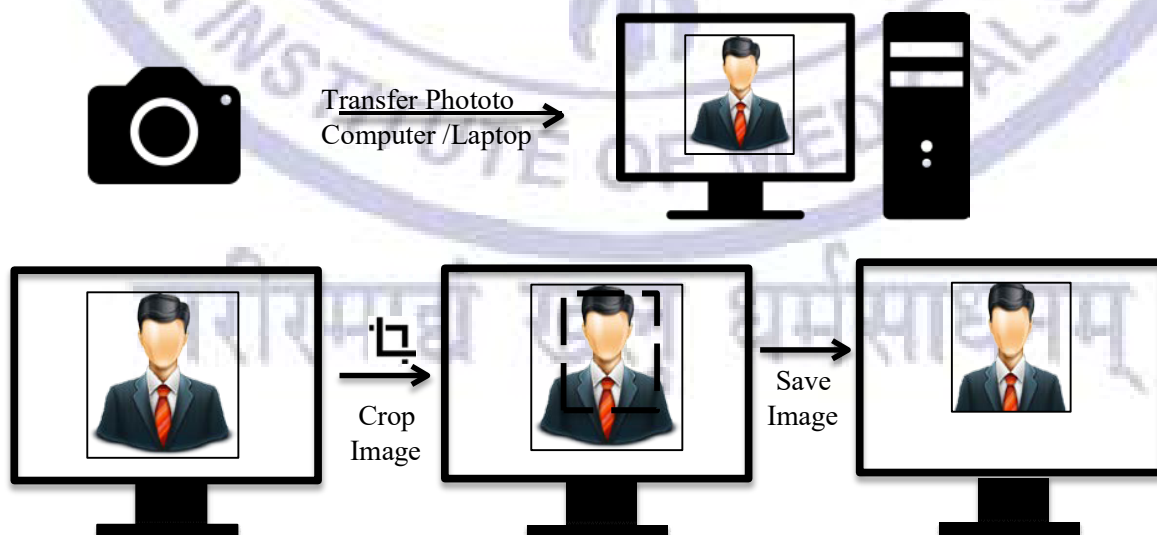
Click a photo using a digital device

1. Clicking your photo

- Stand/sit against a **white background**.
- Click colour photograph in **bright light** using any digital device (preferably with > 5-megapixel resolution). Avoid using flash as it tends to create a shadow on the white background.
- Look straight into the camera (to avoid angulations office).
- Ensure that your eyes and both ears are clearly visible on the photograph.

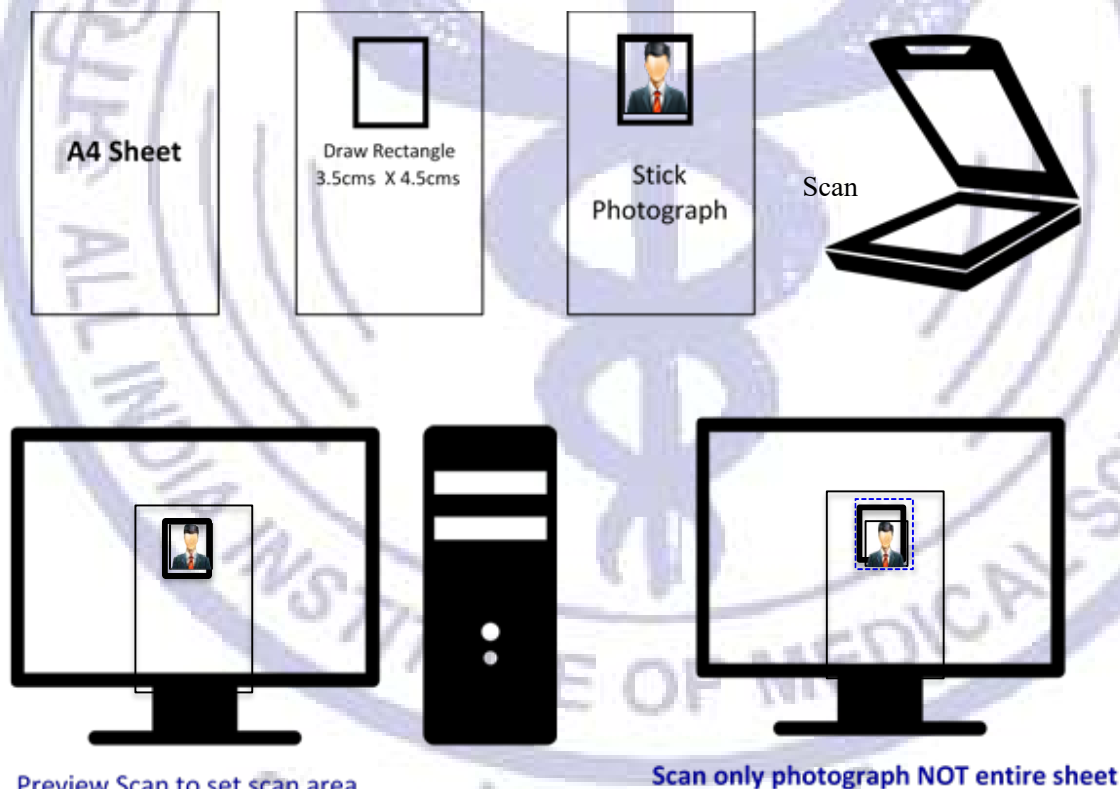
2. Editing of digital photograph

- Transfer** the photograph from the digital device to a computer/laptop.
- Crop** the photograph such that your head, shoulders are visible and occupy most of the image.
- Resize** the image to 50 – 100 Kb (maintain aspect ratio, i.e. height and width ratio to avoid distortion of image)



In case you already have a professionally clicked passport size colour photograph follow the following procedure to prepare scanned image of the same.

1. Before you scan the photograph ensure that
 - a. Photo has been taken against a white background without a border and clearly shows your face, eyes and bothers.
 - b. The photograph is of standard passport size (3.5 cm X 4.5 cm, width X height)
 - c. The photograph is recent (within 6 months of online application).
2. Scanning of passport size photograph
 - a. **Draw a Box** of 3.5 horizontal and 4.5 vertical size (3.5 cm x 4.5 cm) on a white sheet of paper using a pencil.
 - b. Paste the photograph in the box drawn.
 - c. Put the paper with photograph in the scanner and **scan only the box with photograph** (do not scan the whole sheet of white paper). **Set the scanning to 200 dpi** and scan the photograph. During scanning most software allows selection of the desired area for final scanning after initial preview & scan.
 - d. **Save the scanned images** as jpg/jpeg/gif/png as "Photograph.jpg" or "Photograph.jpeg" or "Photograph.gif" or "Photograph.png"
 - e. **Resize** the scanned image to 50–100 Kb. Use any image editing software to size the image. Maintain the aspect ratio (i.e. relationship of height vs width while resizing)



Preview Scan to set scan area

Scan only photograph NOT entire sheet


Checklist before uploading digital image of photo

1. Photograph is in colour with white background.
2. Your face is clearly visible.
3. Size of the image is between 50-100kb.
4. Image is in .jpg/.jpeg/.gif/.png format.
5. Image is not blurred in the process of editing.

Instruction for preparing digital image of signature

Putting signature inside a box on a white sheet

1. Draw a box of 6 cm x 3 cm (width*height) on a white paper sheet with a pencil.
2. Take a thick tip black/blue ink pen (preferably fountain pen).
3. The person who will be appearing in the examination should sign within the drawn box (full signature).
4. Following kind of signatures are **NOT** acceptable:
 - Signature containing Initials only
 - Signature in CAPITAL LETTERS
 - Signature with overwriting

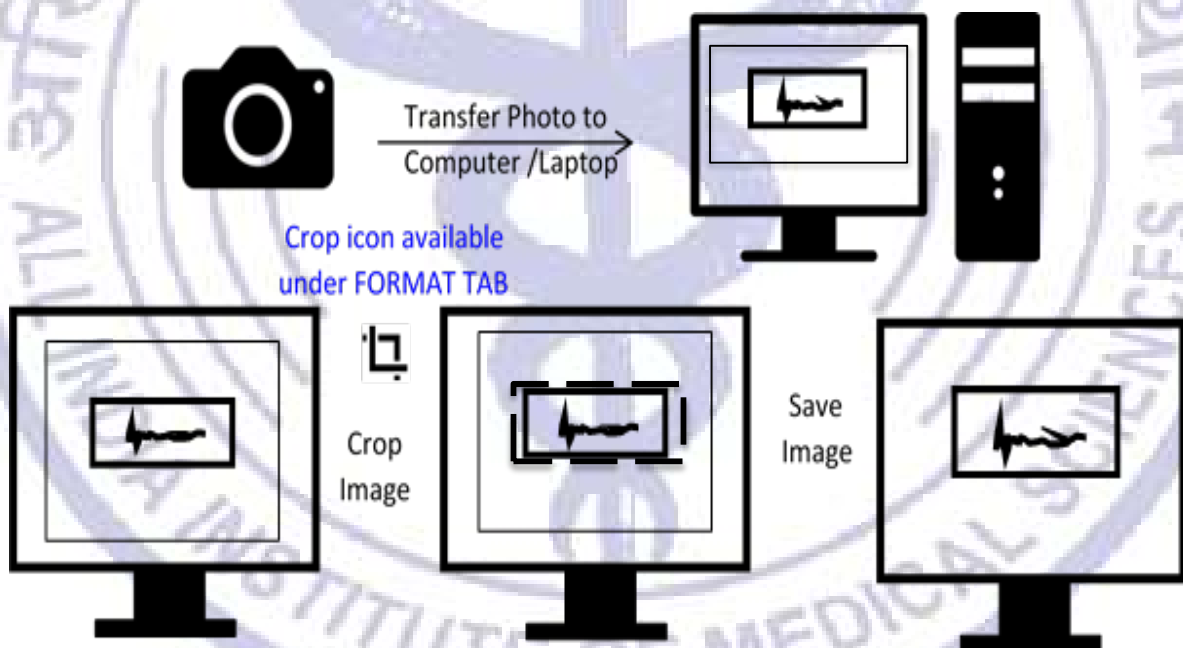


Digital image of your Signature can be made in two ways

- A. Using a digital device to directly image (i.e. camera)
- B. Scanning the signature

A. Preparing digital image of signature using a digital device (camera)

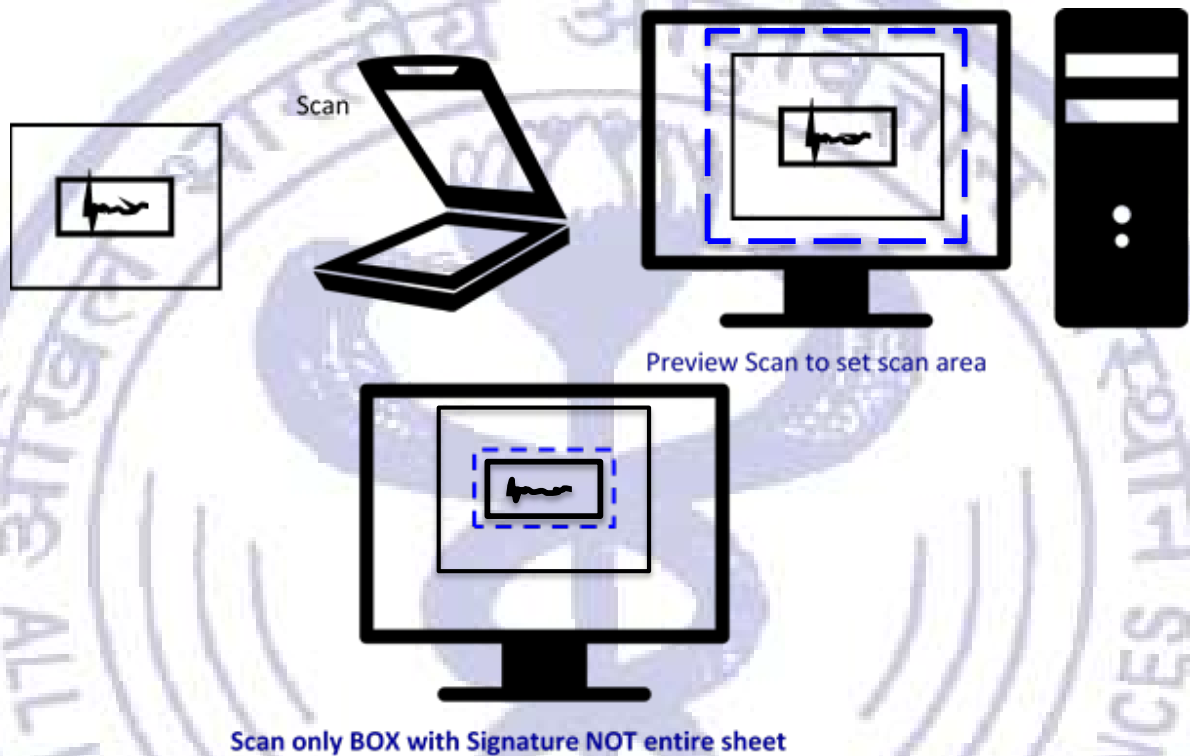
1. Clicking image of signature using a digital device.
 - a) Click the signature within the box in bright light conditions using any digital device (preferably with >5 megapixel resolution). Avoid using flash.
 - b) Check the shadow of your hands/camera/smart phone etc. does not fall on the sheet.



2. Editing digital image of the signature
 - a. Transfer the digital image to a computer/laptop.
 - b. If required, use **auto-correct** feature of image editing software so that the signature is clear against a white background.
 - c. **Crop** the image such that borders of box are reached.
 - d. **Resize** the image to 20–100 Kb (maintain aspect ratio, i.e. height and width ratio to avoid distortion of image)

B. Scanning the signature

1. Set the scanner to 200 dpi and scan only the box with signature (DO NOT scan the whole sheet)
2. Save the scanned signature as .jpg/.jpeg/.gif/.png image.
3. Re-size the image to 20 to 100 Kb. Size of the image can be checked by right click on the image and then go to "Properties" link. ([Click here](#) to know how to resize a scanned image)



Checklist before uploading digital of signature

1. Signature is clear and without over writing and against white background
2. Image size is between 20 to 100Kb
3. Image is in .jpg/.jpeg/.gif/.png format.
4. Image is not blurred in the process of editing.

Instruction for preparing digital image of thumb print

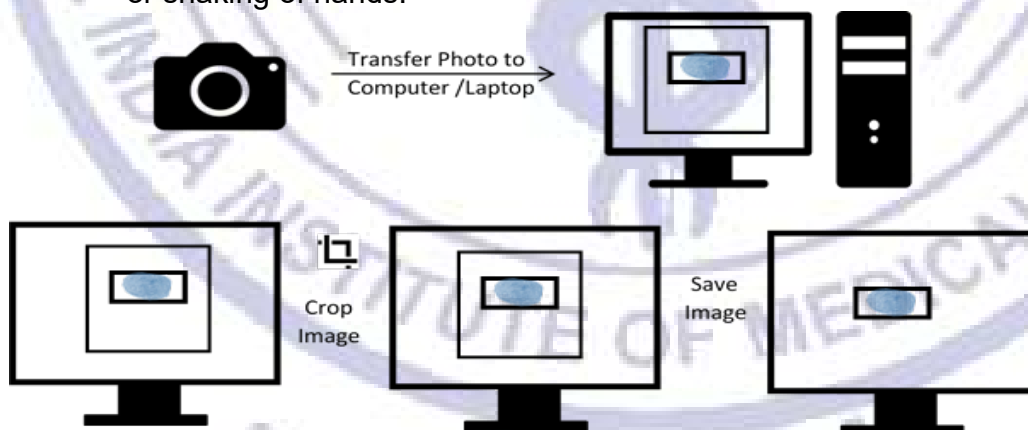
Taking a thumb-print

1. Draw a box of 4 cm x 3 cm (width x height) on a white sheet of paper (you may draw more than 1 box to take multiple thumb print and select the best).
2. Use a fresh blue/black colour inkpad.
3. Practice on a sheet of paper to get the proper thumb-print especially the density or darkness of the colour. The impression of the print should be clear and readable; neither dark nor smudged or light.
4. Clean your hands and dry them before you begin (oil/dirt can obscure the prints)
5. Gently press your **LEFT THUMB** against the ink pad and take a horizontal print of your left thumb within the box. Do not press too much or wriggle as it may lead to smudging of print. Preferably take impression soft thumb in more than box.



Preparing digital image of thumb-print using a digital device (camera/smart phone etc.)

1. **Clicking image of thumb-print using a digital device.**
 - a. Click the image in **bright light conditions** using any digital device (preferably with > 5-megapixel resolution). Avoid using flash.
 - b. Check the shadow of your hands/camera/smartphone etc. does not fall on the sheet.
 - c. Click the image and check that it is not blurred due to low light conditions or shaking of hands.

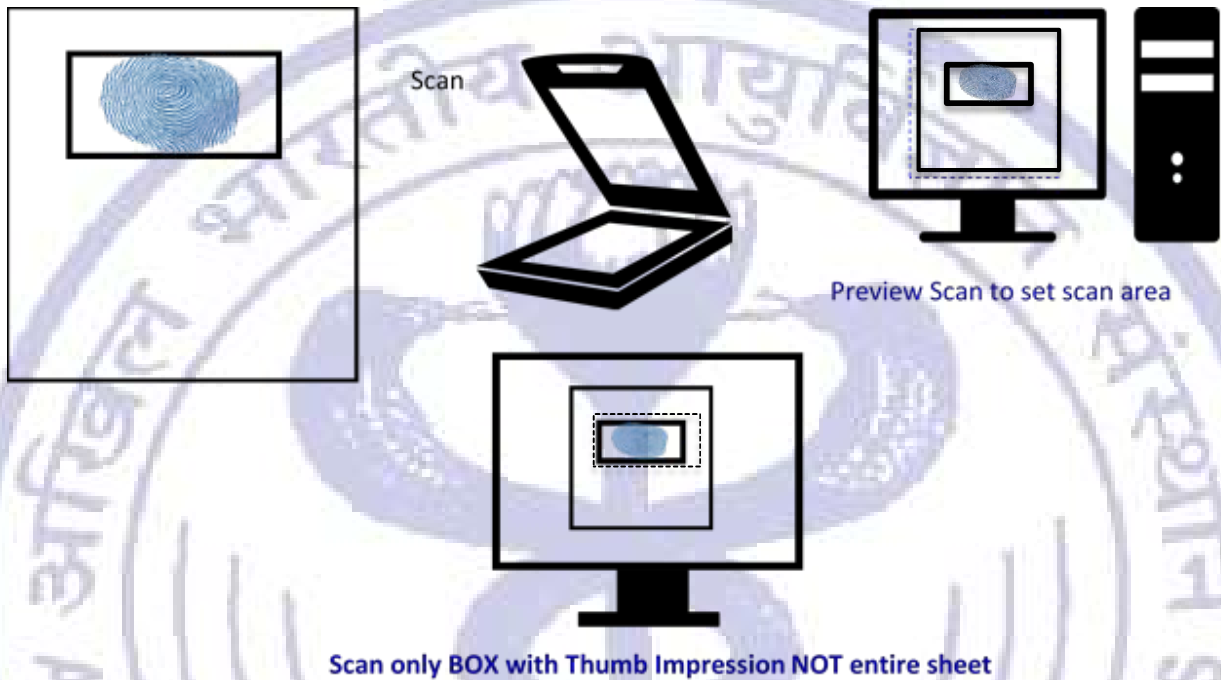


3. Editing digital image of the thumb-print

- a. Transfer the digital image to a computer/laptop.
- b. If required, use **auto-correct feature** of image editing software so that the signature is clear against a white background.
- c. **Crop** the image such that borders of box are reached.
- d. **Resize** the image to 20 – 100 Kb (maintain aspect ratio, i.e. height and width ratio to avoid distortion of image)

Preparing digital image of thumb-print using a scanner











1. Set the scanner to 200 dpi and scan only the box with signature (**DO NOT** scan the whole sheet)
2. Save the scanned image of thumb-print as .jpg/.jpeg/.gif/.png image.
3. Re-size the image to 20 to 100 Kb. Size of the image can be checked by right click on the image and then go to "Properties" link. ([Click here](#) to know how to resize scanned image)



Checklist before uploading digital image of thumb-print

1. Thumb-print and lines are clearly visible against white background
2. Image size is between 20 to 100Kb
3. Image is in .jpg/.jpeg/.gif/.png format.
4. Image is not blurred in the process of editing.

INSTRUCTION ON ACCEPTABLE PHOTOGRAPH

Not acceptable Photograph	Reason for Rejection	Acceptable
	<p>Too much glare on spectacles</p> <p>✗</p> <p>✓</p>	
	<p>Spectacle rim over eyes</p> <p>✗</p> <p>✓</p>	
	<p>Lock of hair over eyes</p> <p>✗</p> <p>✓</p>	
	<p>Not looking straight into camera</p> <p>✗</p> <p>✓</p>	
	<p>Cropped image</p> <p>✗</p> <p>✓</p>	

INSTRUCTIONS FOR UPLOADING LEFT THUMB IMPRESSION

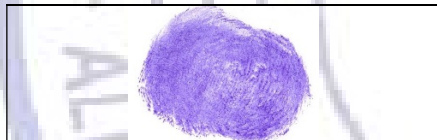
Instructions for Thumb Print upload:

1. Draw a box of 4 cm horizontal and 3 cm vertical (4cmX3cm)
2. Left thumb impression is required. Use a blue/black ink pad for the thumb impression.
3. Put your thumb print in the box drawn on paper sheet. Do not press thumb too hard or too light. Practice on a sheet of paper beforehand so that the right amount of pressure is applied to obtain a clear impression of the lines/curves of thumb impression. Please ensure that the ink is on the entire area of the thumb required for the impression.
4. Scan the box containing the Thumb print only, not the whole sheet at 200 dpi. During scanning most software allows selection of the desired area for final scanning after initial preview & scan.
5. Save the scanned images as jpg/jpeg/gif/png as "Left Thumb Impression.jpg" or "Left Thumb Impression.jpeg" or "Left Thumb Impression.gif" or "Left Thumb Impression.png"
6. Size of the scanned image should be between a minimum of 20 KB and maximum of 100KB)

While uploading Signature during Online Registration, please refer following Not Acceptable/ Acceptable sample Signature images.




Properly uploaded Left Thumb Impression in .jpg. The Left Thumb Impression is clear and of proper size.



NOT ACCEPTABLE: Left Thumb Impression uploaded is blurred.



















NOT ACCEPTABLE: Left Thumb Impression uploaded is partly obscured by too much ink.



NOT ACCEPTABLE: Left Thumb Impression uploaded is partly cropped / not scanned completely

INSTRUCTION FOR UPLOADING SIGNATURE

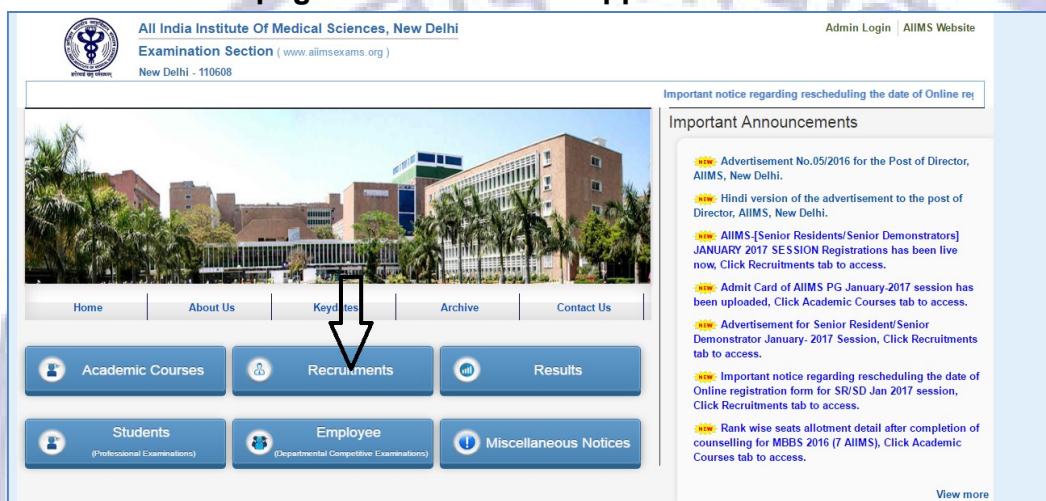
1. Draw a box of size 6 cm horizontal and 3 cm vertical (6cmX3cm)
2. Use a thick tip black/blue ink pen (preferably fountainpen)
3. Sign inside the box drawn only. Signature should be clear without overwriting
4. Scan the box containing the signature only, not the whole sheet at 200 dpi. During scanning most software allows selection of the desired area for final scanning after initial preview & scan.
5. Save the scanned images as jpg/jpeg/gif/png as "Signature.jpg" or "Signature.jpeg" or "Signature.gif" or "Signature.png"
6. Size of the scanned image should be between a minimum of 20 KB and maximum of 100KB)

		Properly uploaded signature that is in black with white background. The signature is clear and of proper size.
		NOT ACCEPTABLE: Signature uploaded is very small
		NOT ACCEPTABLE: Signature is in coloured ink
		NOT ACCEPTABLE: Signature uploaded is too light and unclear
		NOT ACCEPTABLE: Signature uploaded alongwith background
		NOT ACCEPTABLE: Signature uploaded is partly obscured by marks / sprinkled ink
		NOT ACCEPTABLE: Signature uploaded is blurred
		NOT ACCEPTABLE: Signature is cropped / not scanned properly

User Manual

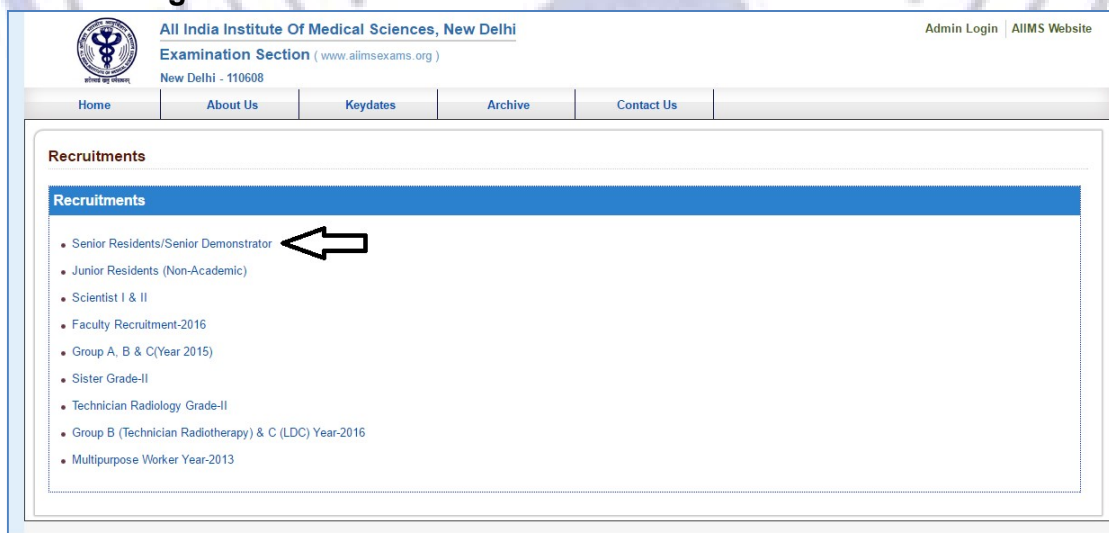
[Important Instructions for Applicants filling Senior Residents / Senior Demonstrators January 2021 Online Registration Form]

- Open the website of All India Institute of Medical Sciences. The URL of the website is <http://www.aiimsexams.org>.
- The home page as shown below appears on the screen.



Step 1: Registration

- After opening the website, the next step is Registration.
- By clicking on **Recruitments** Tab an Applicant can navigate to the desired course to register him/her self.



For New Registration, click on **Click Here** button on New Registration Page.

For already registered candidate, enter **Candidate Id**, **Password** (already sent on registered email id) and **Captcha** and then click on **Login** button.

AIIMS-[Senior Residents / Senior Demonstrators] JANUARY 2019 SESSION

Welcome To The Login Page

If You have already registered, then kindly enter Candidate ID & Password for login, else click on [Click Here](#) Button for login credentials.

New Registration

If you have read the Advertisement carefully and not registered yet, then kindly register first by clicking the button given below.

[Click Here](#)



Compatible Browsers

It is recommended that use Internet Explorer 9 and above, Firefox 3.5 and above and Google Chrome for best view and functionality.

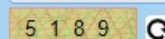
Applicant Login

If you have already registered, then kindly enter Candidate ID & Password.

Candidate ID:

Password:

Enter Captcha:



Type the characters shown in the picture

[Login](#)

[Forgot your login details?](#)

Important Announcement

Applicant must ensure that their mobile number is not registered with DND (Do Not Disturb) service. Applicant must check his/her Email Inbox, Junk mail and Spam) after registration.

शरीरमाद्यं खलु धर्मसाधनम्

Instructions Page

Once clicked for New Registration the applicant will be directed to Instructions Page. All Applicants are advised to read the instructions carefully before proceeding for Registration. The steps of Registration process will guide you in completing the Registration process.

All India Institute Of Medical Sciences

Helpline No.: 8510010247, 9582949110

General Links: Home, Notification, Advertisement, Corrigendum/Addendum, Schedule, Eligibility and Seat, Registration/Login, Help Manual

Registration Process Steps: 1. Registration, 2. Qualification & Address Details, 3. Experience Details, 4. Make Payment, 5. City Choice, 6. Upload Images, 7. Print Registration Form

Instructions for Registration

- Online Registration is a 7 Step process. All Seven (7) Steps of Online Registration Process should be completed before closing date as per the Advertisement. To avoid last day rush and disappointment, it is advisable to complete online registration well before closing date. Incomplete application form or with wrong or deliberately concealed information is liable to be straight away rejected without any intimation.
- Before proceeding to register for AIIMS Senior Residents/ Senior Demonstrators January-2017 Session you must ensure that you have read and understood the eligibility criteria of AIIMS Senior Residents/ Senior Demonstrators January-2017 Session as your form can be rejected at any stage due to ineligibility.

Step 1. Registration: Applicant should fill correct basic details like Full Name, DOB, Category, Gender, Email, Contact No. etc. subsequently to get Login credentials.

- After completion of 1st Step of Registration, Applicant will get SMS and Email intimation about Login Credentials (If SMS or Email is not received, Call Helpline immediately).
- Login with the credentials provided and change password on first time login. Password length should be between 6-10 characters. Please remember your password and do not share it with others.
- After completion of 1st step of Registration process, My Page will be generated for each applicant bearing his/her entire information as filled by him/her. My Page will provide information regarding Due Steps; those should be completed before closing date, Admit Card & Result.

Step 2. Qualification & Address details: Fill correct Qualification & Address details like Qualifying Examination Name, Status etc. and also fill Address details.

Step 3. Experience Details: Fill Experience Details like Organisation Name, Designation, Start Date etc. as applicable.

Step 4. Fee Payment: Payment of Registration Fee can be done online through Debit card/Credit card and Net Banking.

- After successful payment of registration fee, take printout of payment receipt bearing Unique Registration Number which can be used for future correspondence.

Step 5. City Choice: Select Examination City from available City list carefully. City availability list shows the real time status of seats in a city. City once selected cannot be changed later.

Step 6. Upload Images: Applicant is required to upload a recently taken digital/scanned Photograph, Signature and Thumb Impression in JPG/ JPEG format. The digital size of the Photograph file must be between 50 KB-100 KB and digital size of Signature and Left Thumb Impression file must be between 10 KB-50 KB, failing which applicant will not be able to upload images and complete registration process. The photograph to be uploaded must be taken within 6 months from on-line registration opening date.

Step 7. Print Registration Form: Applicant must take print of registration form and must check all information filled in the registration form carefully before final submission of registration form. After submission of Registration form no request for correction/changes will be entertained. Taking print of Registration form is essential.

- Applicant need not to send hardcopy of registration Form or any other document to Exam Section, AIIMS. Always keep Registration form and payment receipt with you for future references.
- No written acknowledgement will be issued for the receipt of the application. However, the applicant can verify Registration completion status on www.aiimsexams.org after submission by login. If you see any discrepancy, call us on Helpline No. 8510010247, 9582949110

Steps of Registration Process

AIIMS Recruitment Login Page

New User / Existing User

1. Register for Login Credentials i.e. Candidate ID and password

2. Qualification & Address Details

3. Experience Details

4. Fee Payment

5. City Choice

6. Upload Images

7. Print Registration Form

1.1 Login with Credentials provided on Email

1.2 Recover Password

Proceed

Copyright © All India Institute of Medical Sciences, New Delhi. All Rights Reserved

After reading the instructions, click on **Proceed** button.

Registration Form

On clicking the “Proceed” button Next page shown will be the **New Candidate Registration Form**. (All #marked fields are optional).

All India Institute Of Medical Sciences

Helpline No.: 8510010247, 9582949110

General Links. I

Home
Notification
Advertisement
Corrigendum/Addendum
Schedule
Eligibility and Seat
Registration/Login
Help Manual

1 Registration 2 Qualification & Address Details 3 Experience Details 4 Make Payment 5 City Choice 6 Upload Images 7 Print Registration Form

Before proceeding to fill the registration form, please ensure that you have the following information ready at hand:

- Valid E-mail ID and Mobile phone number (These are essential for registration and subsequent communication).
- Credit Card/Debit Card/Netbanking facility.
- Personal details
- Valid Photo ID (as mentioned in the Advertisement/Instructions): This ID (in original) is required to be produced on the day of examination.
- Scanned/digital image of recent colour passport size photograph with white background (read Advertisement/Instructions for detail)
- Image of signature (read Advertisement/Instructions for details)
- Image of thumb impression (read Advertisement/Instructions for details)

If applicable,

- Mark-sheet/Admit Card of Class 12/Class 10 (Board Exams)
- Category Certificate
- Disability certificate

Proceed

Read the Declaration of Eligibility carefully and give consent on it before submitting the form. After filling the required information click on “**Register**” button. On successful registration a message will appear on screen containing ‘**Candidate ID**’ and ‘**Password**’. An **Email and SMS** will also be sent to registered **E-mail Id** and **mobile number** having Login Credentials i.e. **Candidate ID** and **password**. Please note this candidate id for future references.

b) Change Password

Login with the provided login Credentials i.e. **Candidate Id** and **Password** and correct **Captcha**. On first time login, candidate has to change password Change Password through **Change Password** page. **Re-login** with the new changed password to complete due steps of Registration Process.

Logout My Page



General Links

Home
Change Password
Notification
Advertisement
Corrigendum/Addendum
Introduction
Upload Image Instructions
Registration/Log In
Help Manual

1 Registration 2 Qualification & Address Details 3 Experience Details 4 Make Payment 5 City Choice 6 Upload Images 7 Print Registration Form

Change Password

Old password
New password
Confirm New password

Update

Reset



C) Candidate Information Page

After re-login the next page appears will page will show the **all Six (7) steps of Registration Process**. First step is new candidate **Registration for SENIOR RESIDENTS / SENIOR DEMONSTRATORS**.

The color of the Number of the Step in Navigation Bar will change from Red to yellow as the steps get completed and candidate can jump/go to any steps among the completed steps at any time.

Color will change from red to yellow as a step of registration gets completed

1 registration 2 Qualification & Address Details 3 Experience Details 4 Make Payment 5 City Choice 6 Upload Images 7 Print Registration Form

Personal Details

Candidate ID:	571-090429	Group:	Anesthesiology
Full Name:	TESR		
Father's Name:	TCOT	Mother's Name:	TCOT
Date of Birth:	22 Jun 1998	Gender:	Male
Category:	General	Nationality:	INDIAN
Persons with Disability:	No	State of Lomicle:	Uttar Pradesh
ID Photo:	Arthur Tain	ID No.:	city/fk/jgm
Place of Issue:	INDIA	Issue Date:	NA
Valid Till:	NA		

Contact Details

Email ID:	prograins@gmail.com	Mobile No.:	8349514552
Alternate Number:	No		

Due Steps

✖	Qualification & Address Details	Incomplete
✖	Experience Details	Incomplete
✖	Make Payment	Incomplete
✖	City Choice	Incomplete
✖	Upload Images	Incomplete
✖	Print Registration Form	Incomplete

[Edit](#) [Proceed](#)

d) Edit Information Page

Candidate should re-check the filled in information, in case there is some error in the information filled in the form Candidate can edit some information by clicking on **Edit Button**. It will redirect candidate to **Registration page** where some information can be edited.

1 2 3 4 5 6 7

Registration Qualification & Address Details Experience Details Make Payment City Choice Upload Images Print Registration Form

Personal Details

Candidate ID:	ST1-090429	Group:	Anesthesiology
Full Name:	TESIT		
Father's Name:	TCOF	Mother's Name:	TESIT
Date of Birth:	22 Jun 1998	Gender:	Male
Category:	General	Nationality:	INDIAN
Person with Disability:	No	State of Domicile:	Uttar Pradesh
ID Photo:	Arthur Cain	ID No:	cityid1000
Place of Issue:	INDIA	Issue Date:	14
Valid Till:	NA		

Contact Details

Email ID:	prograins@gmail.com	Mobile No.:	034614632
Alternate Number:	No		

Use Steps

Qualification & Address Details	Incomplete
Experience Details	Incomplete
Make Payment	Incomplete
City Choice	Incomplete
Upload Images	Incomplete
Print Registration Form	Incomplete

Edit **Proceed**

After Click On save and proceed button, Candidate will Land to Qualification Details Page.

Step 2: Qualification details

After first step of registration process is completed, the next step is to fill **Qualification Details**. Candidate should fill all the information asked for regarding Qualifying Examination, Internship and Medical Registration and then click on **Save and Proceed** button.

All India Institute Of Medical Sciences
Welcome: R Candidate ID: 5711000072 Helpline No: 8510010247, 9582949110

Registration Process Steps:
1. Registration 2. Qualification & Address Details 3. Experience Details 4. Make Payment 5. City Choice 6. Upload Images 7. Print Registration Form

Qualification & Address Details

Undergraduate Degree :
Degree : MBBS
Date of Passing : 10/03/2010
Institute / College Name : rg
University Name : fg

Medical Registration Details :
Registering Authority (MCI / State Council / DCI) : MCI
Registration Date : 09/07/2015 Registration No : 785241

Qualifying Exam Details :
Qualifying Examination : 01 - Degree of MD
Subject / Discipline : rg
Institute / College Name : dfbg
University Name : bdfbgd
Exam Status : ☒ Passed ☐ Appeared / Appearing
Date of Passing : 02/03/2016

Do you have any additional qualification: ☐ Yes ☒ No


Address Details: ☒ (Check here if Correspondence Address is same as filed Permanent Address)

(A) Permanent Address	(B) Correspondence Address
Address Line 1: DD	Address Line 1: DD
Address Line 2 #: DFDF	Address Line 2 #: DFDF
Address Line 3 #: VDSVS	Address Line 3 #: VDSVS
Country: India	Country: India
State: Bihar	State: Bihar
City: Nalanda	City: Nalanda
Pin Code: 805105	Pin Code: 805105

Buttons: Save & Exit, Save & Proceed


Step3: Experience Details

After fill the Qualification Details, next step is **Experience Details**. Candidate has to fill requirement details related to Experience as desired according to the course applied for than **Add** it and proceed further.

**All India Institute Of Medical Sciences**

Welcome: R Candidate ID: 5711000072 Helpline No.: 8510010247, 9582949110

[Logout](#) [My Page](#)



General Links .!

- [Home](#)
- [Change Password](#)
- [Notification](#)
- [Advertisement](#)
- [Corrigendum/Addendum](#)
- [Introduction](#)
- [Upload Image Instructions](#)
- [Registration/Login](#)
- [Help Manual](#)

1Registration

2Qualification & Address Details

3Experience Details

4Make Payment


5City Choice

6Upload Images

7Print Registration Form

Experience Details

Do you have experience: ☒ Yes ☐ No

Institute/Hospital Name	Position Held	Nature Of Duties	Start Date	End Date	
sdd	gfg	bgfmbgfh	09/04/2014	10/08/2016	
<div>Add</div>					

Save & Exit

Save & Proceed

Copyright © All India Institute of Medical Sciences, New Delhi. All rights Reserved

Step 4: Make Payment

After Centre Choice, candidates can choose the payment option to pay registration Fee.

Online Payment

For Online Payment, candidate should click on Online Payment button and it will direct candidate to the Bank's Payment Gateway to make payment through **Credit/Debit Card/Net Banking**. Fill all the required details and click on Pay button.

All India Institute Of Medical Sciences

Welcome: R Candidate ID: 5711000072 Helpline No.: 8510010247, 9582949110

Logout My Page

1 Registration 2 Qualification & Address Details 3 Experience Details 4 Make Payment 5 City Choice 6 Upload Images 7 Print Registration Form

Candidate Details

Name	Candidate ID	Amount	Proceed for Payment
R	5711000072	1000	Online Payment

Check City Choice Status : [Click here](#)

Copyright © All India Institute of Medical Sciences, New Delhi. All rights Reserved

भारतीय स्टेट बैंक
State Bank of India
With you - all the way

Welcome to State Bank of India's Secure Payment Gateway

Dear Customer,
SBI Payment Gateway will secure your payment to **AIIMS**.

Select the type of card*

Card Number *
(Please enter your card number without any spaces)


Expiry Date *
(Please enter expiry date provided on your card)

CVV2 / CVC2 / CVD2 Number *
(CVV2/CVC2 / CVD2 is the three digit security code printed on the back of card)

Name on Card

Purchase Amount

Word Verification *
Type the characters you see in the picture below


3 Digit Card Verification Number

AFTER PRESSING PAY, KINDLY DO NOT REFRESH AND DO NOT PRESS THE BACK BUTTON.

ALL INTERNET BASED TRANSACTIONS USING STATE BANK DEBIT CARDS WOULD NEED A 3D SECURE PASSWORD.

Verified by VISA MasterCard SecureCode RuPay HACKER SAFE

A service brought to you by State Bank of India

Note: This page will expire in 10 minutes and if you fail to complete the transaction in 10 minutes you will be redirected to the order page of AIIMS. If you wish to discontinue with the order, request you to click on Cancel button, you will be redirected to the order page of AIIMS.

Candidate should enter the information asked for to pay through online mode and click on **PAY** button.

Candidate must remember to take printout of Payment Receipt as a proof of payment by clicking on **Print** button

ADMS x ADMS x Fee Payment x Notification x

← → ↻ srsd.aiimsexams.org/FeePayment

All India Institute Of Medical Sciences

Welcome: R Candidate ID: 5711000072 Helpline No.: 8510010247, 9582949110

Logout My Page

1 Registration 2 Qualification & Address Details 3 Experience Details 4 Make Payment 5 City Choice 6 Upload Images 7 Print Registration Form

Payment Details

ALL INDIA INSTITUTE OF MEDICAL SCIENCES
Ansari Nagar, New Delhi - 110008

Payment Receipt - AIIMS-[Senior Residents / Senior Demonstrators] JANUARY 2017 SESSION

Candidate ID:	5711000072	Registration No:	57000015
Candidate Name:	R	Group :	Medical Oncology
Date of Birth:	13/07/1991	Disability Status:	Yes
Gender:	Male	Category:	SC
Amount: Rs. 0			
Mode of Payment:	Online	Date:	26/10/2016
Transaction ID:	0	Status:	Exempted

Print Proceed

Copyright © All India Institute of Medical Sciences, New Delhi. All rights Reserved

Step 5: City Choice

The third step is **Centre Choice**. After filling qualification details candidate will be directed to **Centre Choice Page**. Candidate can choose his/her centre **on first come first serve basis** from the centre availability list (centre availability list shows the real time status of seats in a city).

The allocation of centre is subject to the payment confirmation. The centre allocation will be done on First Come First Serve basis; however AIIMS decision regarding the centre allocation will be final and cannot be challenged at any stage. Candidate can choose the payment option to make registration fee payment at centre choice page.

AIIMS Logo | All India Institute Of Medical Sciences

Welcome: R Candidate ID: 5711000072 Helpline No.: 8510010247, 9582949110

Logout My Page

1 Registration 2 Qualification & Address Details 3 Experience Details 4 Make Payment 5 City Choice 6 Upload Images 7 Print Registration Form

City Choice

Select State: Delhi/NCR

Sr.No	City	Select
1	Delhi/NCR	<input type="radio"/>

Save & Exit Save & Proceed

Note: AIIMS will make all efforts to ensure that the candidate is allotted a centre in the cities chosen by the applicant, due to circumstances such as lack of sufficient number of candidates, logistic, administrative and other reasons, an Examination Centre in another city may be allotted finally. Applicants are therefore required to be prepared to appear for the examination in the Examination Centre allotted to them.

Copyright © All India Institute of Medical Sciences, New Delhi. All rights Reserved

Click on **Proceed** button for payment of Registration Fee.

Step 6: Upload Images

After Successful Payment Confirmation, Candidate needs to upload their latest passport size Photograph, Signature and Thumb Impression. The supported digital image format includes gif, png, jpg/jpeg.

Upload Images

All India Institute Of Medical Sciences

Welcome: R Candidate ID: 5711000072 Helpline No.: 8510010247, 9582949110

Logout My Page

General Links: Home, Change Password, Notification, Advertisement, Corrigendum/Addendum, Introduction, Upload Image Instructions, Registration/Login, Help Manual

1 Registration 2 Qualification & Address Details 3 Experience Details 4 Make Payment 5 City Choice 6 Upload Images 7 Print Registration Form

Upload Photo

Photograph once uploaded cannot be changed, unless rejected by AIIMS.

Choose file | No file chosen

- ☒ The uploaded photograph is not more than six months old.
- ☒ Background colour of photograph is white.
- ☒ Photograph is not blurred.
- ☒ Photograph size is as per instructions.
- ☒ This Photograph is mine.

Accept

Sample Image

Instruction for photo upload:

1. Draw a box of 3.5 cm horizontal and 4.5 cm vertical size (3.5cmx 4.5cm)
2. Paste the photo in the box drawn. The photo should have white background and should be taken professionally, so that it may not blur while enlarging it. Photograph must be clicked within six months from online Registration opening date. The Photograph should fill the entire box.
3. Scan the box only containing the photo pasted not the whole sheet at 200 dpi. During scanning most software allows selection of the desired area for final scanning after initial preview & scan.
4. Save the scanned images as jpg/jpeg/gif as "Photograph.jpg" or "Photograph.png" or "Photograph.gif" or "Photograph.png"
5. Size of the scanned image should be between a minimum of 50 KB and maximum of 100 KB

Upload Signature

Signature once uploaded cannot be changed, unless rejected by AIIMS.

Choose file | No file chosen

- ☒ Background colour of signature is white.
- ☒ Signature is not blurred.
- ☒ Signature size is as per instructions.
- ☒ This Signature is mine.

Accept

Sample Signature

Instruction for Signature upload:

1. Draw a box of 6"x3 cm (width/height) on a white paper sheet.
2. Take a thick tip black/blue ink pen (preferably fountain pen).
3. The applicant has to put his/her signature in full in the box drawn.
4. Following kind of signatures are NOT acceptable:
 - Signature containing Initials only
 - Signature in CAPITAL LETTERS
 - Signature with overwriting
1. Draw a box of size 6 cm horizontal and 3 cm vertical (6cmx 3cm)
2. Use a thick tip black/blue ink pen (preferably fountain pen)
3. Sign inside the box drawn only. Signature should be clear without overwriting
4. Scan the box containing the signature only, not the whole sheet at 200 dpi. During scanning most software allows selection of the desired area for final scanning after initial preview & scan.
5. Save the scanned images as jpg/jpeg/gif as "Signature.jpg" or "Signature.png" or "Signature.gif" or "Signature.png"
6. Size of the scanned image should be between a minimum of 10 KB and maximum of 50 KB

Upload Left Thumb Impression

Left Thumb Impression once uploaded cannot be changed, unless rejected by AIIMS.

Choose file | No file chosen

- ☒ Background colour of Thumb Impression is white.
- ☒ Thumb Impression is not blurred and lines are clearly visible.
- ☒ Thumb Impression size is as per instructions.
- ☒ This Thumb Impression is mine.

Accept

Sample Thumb Impression

Instruction for Thumb Print upload:

1. Draw a box of 4 cm horizontal and 3 cm vertical (4cmx 3cm).
2. Left thumb impression is required. Use a blue/black ink pad for the thumb impression.
3. Put your thumb print in the box drawn on paper sheet. Do not press thumb too hard or too light. Practice on a sheet of paper before hand so that the right amount of pressure is applied to obtain a clear impression of the lines/curves of thumb impression. Please ensure that the ink is on the entire area of the thumb required for the impression.
4. Scan the box containing the Thumb print only, not the whole sheet at 200 dpi. During scanning most software allows selection of the desired area for final scanning after initial preview & scan.
5. Save the scanned images as jpg/jpeg/gif as "Left Thumb Impression.jpg" or "Left Thumb Impression.png" or "Left Thumb Impression.gif" or "Left Thumb Impression.png"
6. Size of the scanned image should be between a minimum of 10 KB and maximum of 50 KB

☐ **DECLARATION:** I hereby declare that the information furnished by me in the Registration/Application Form is correct and nothing has been concealed. In case any information furnished by me is found to be false/incorrect/untrue then I shall be liable to civil/criminal prosecution and my claim to admission/appointment/registration/ service in the Institute may be cancelled/terminated.

Save & Exit Save & Proceed

Copyright © All India Institute of Medical Sciences, New Delhi. All rights Reserved

First read the instructions given regarding **Photo, Signature and Thumb Impression** upload. To upload image click **Choose File button** and browse to path where the image is stored. You can see the preview of the uploaded images. Please refer to **Sample Images** provided on the page, if you are satisfied with the preview of images, click on **Accept** button else try again to upload the images. After uploading all three required images, give consent on the declaration and click on **Save & Proceed** button.

Step 7: Print Registration Form

The sixth and the Last Step is **Registration Form** generation. Candidate must take print of Registration form once all steps of registration are completed. Click on **Submit** button and take printout of Registration Slip.

Registration form contains all the details provided by candidate during on line registration i.e. Personal Details, Qualification Details, City chosen, Payment details and Uploaded Images etc.

All India Institute of Medical Sciences					
Ansari Nagar, New Delhi - 110008					
AIIMS-[Senior Residents / Senior Demonstrators] JANUARY 2017 SESSION					
Registration Form - AIIMS-[Senior Residents / Senior Demonstrators] JANUARY 2017 SESSION					
Candidate Profile		Candidate ID: 5711000072		Registration No: 57000015	
Registration Date: 26/10/2016					
Candidate Name: R		Date of Birth: 13 Jul 1991			
Gender: Male		Category: SC			
Father's Name: B		Mother's Name: B			
Persons with Disability Status: Yes		Disability %: 70			
Nationality: INDIAN		State of Domicile: Bihar			
Group Applied For : Medical Oncology		Do you have DM/MCH Degree: No			
Are you a Ex-Service men : No					
Contact Details					
Address for Permanent: DD, DFDF, VDSVS, Nalanda, Bihar, India, 805105			Correspondence Address: DD, DFDF, VDSVS, Nalanda, Bihar, India, 805105		
Mobile No: 1. 9891163549 , 2. Alternate-MobileNo 7827273403			E-Mail ID: rk.nysa@gmail.com		
Qualification Details :					
S. No.	Level	Name of Degree	Institution	University	Date of Passing
1	Undergraduate	MBBS	fg	rj	10/03/2010
2	Qualifying Exam I	Degree of MD	bdfbgd	dfbg	02/03/2016
3	Qualifying Exam II	NA	NA	NA	01/01/1900
4	Additional	NA	NA	NA	01/01/1900
Medical Registration Details :					
Registering Authority: MCI		State: NA	Reg No: 785241	Reg. Date: 09/07/2015	
Valid Photo Identity (To be presented in original at the Examination Center along with Admit Card)					
ID Proof: PAN Card	ID No: 78945612323	Place of Issue: INDIA	Issue Date: NA	Valid Till: NA	
Payment Details					
Mode: Exempted	Date: 26/10/2016	Transaction ID: 0	Amount: 0		
Do you have experience : Yes					
Organisation Name	Designation	Start Date	End Date		
sdd	gfg	09 Apr 2014	10 Aug 2016		
Examination City Opted: Delhi/NCR					
<p>UNDERTAKING/DECLARATION: I hereby declare that the information furnished by me in the Registration/Application Form is correct and nothing has been concealed. In case any information furnished by me is found to be false/incorrect/untrue than I shall be liable to civil/criminal prosecution and my claim to admission/appointment/registration/ service in the Institute may be cancelled/terminated.</p>					
 Signature of Candidate		 Thumb of Candidate			
Back		Submit			

+




शरीरमाद्यं खलु धर्मसाधनम्

Check all the details in **Registration Form** carefully, if some entered information is to be corrected/ edited then click on edit button, do the necessary corrections and then click on **Final Submit button**.


All India Institute of Medical Sciences
 Ansari Nagar, New Delhi - 110068
Registration Form - AIIMS-[Senior Residents / Senior Demonstrators] JANUARY 2017 SESSION

Candidate Profile		Candidate ID: 5711000072	Registration No: 57000015	Registration Date: 26/10/2016	
Candidate Name: R		Date of Birth: 13 Jul 1991			
Gender: Male		Category: SC			
Father's Name: B		Mother's Name: B			
Persons with Disability Status: Yes		Disability %: 70			
Nationality: INDIAN		State of Domicile: Bihar			
Group Applied For : Medical Oncology		Do you have DM/MCH Degree: No			
Are you a Ex-Service men : No					
Contact Details					
Address for Permanent: DD, DFDF, VDSVS, Nalanda, Bihar, India, 805105			Correspondence Address: DD, DFDF, VDSVS, Nalanda, Bihar, India, 805105		
Mobile No: 1. 9891163549 , 2. Alternate-MobileNo 7827273403			E-Mail ID: rk.nysa@gmail.com		
Qualification Details :					
S. No.	Level	Name of Degree	Institution	University	Date of Passing
1	Undergraduate	MBBS	fg	rj	10/03/2010
2	Qualifying Exam I	Degree of MD	bdfbgd	dfbg	02/03/2016
3	Qualifying Exam II	NA	NA	NA	01/01/1900
4	Additional	NA	NA	NA	01/01/1900
Medical Registration Details :					
Registering Authority: MCI		State: NA	Reg No: 785241	Reg. Date: 09/07/2015	
Valid Photo Identity (To be presented in original at the Examination Center along with Admit Card)					
ID Proof: PAN Card	ID No: 78945612323	Place of Issue: INDIA	Issue Date: NA	Valid Till: NA	
Payment Details					
Mode: Exempted	Date: 26/10/2016	Transaction ID: 0	Amount: 0		
Do you have experience : Yes					
Organisation Name	Designation	Start Date	End Date		
sdd	gfg	09 Apr 2014	10 Aug 2016		
Examination City Opted: Delhi/NCR					
<small>UNDERTAKING/DECLARATION: I hereby declare that the information furnished by me in the Registration/Application Form is correct and nothing has been concealed. In case any information furnished by me is found to be false/incorrect/untrue than I shall be liable to civil/criminal prosecution and my claims to admission/appointment/registration/ service in the Institute may be cancelled/terminated.</small>					
 Signature of Candidate		 Thumb of Candidate			
Back		Submit			

All India Institute of Medical Sciences
Ansari Nagar, New Delhi - 110608
AIIMS-[Senior Residents / Senior Demonstrators] JANUARY 2017 SESSION
Registration Form - AIIMS-[Senior Residents / Senior Demonstrators] JANUARY 2017 SESSION

Candidate Profile		Candidate ID: 5711000072	Registration No: 57000015	Registration Date: 26/10/2016	
Candidate Name: R		Date of Birth: 13 Jul 1991			
Gender: Male		Category: SC			
Father's Name: B		Mother's Name: B			
Persons with Disability Status: Yes		Disability %: 70			
Nationality: INDIAN		State of Domicile: Bihar			
Group Applied For : Medical Oncology		Do you have DM/MCH Degree: No			
Are you a Ex-Service men : No					
Contact Details					
Address for Permanent: DD, DFDF, VDSVS, Nalanda, Bihar, India, 805105			Correspondence Address: DD, DFDF, VDSVS, Nalanda, Bihar, India, 805105		
Mobile No: 1. 9891163549 , 2. Alternate-MobileNo 7827273403			E-Mail ID: rk.nysa@gmail.com		
Qualification Details :					
S. No.	Level	Name of Degree	Institution	University	Date of Passing
1	Undergraduate	MBBS	fg	rj	10/03/2010
2	Qualifying Exam I	Degree of MD	bdfbgd	dfbg	02/03/2016
3	Qualifying Exam II	NA	NA	NA	01/01/1900
4	Additional	NA	NA	NA	01/01/1900
Medical Registration Details :					
Registering Authority: MCI		State: NA	Reg No: 785241	Reg. Date: 09/07/2015	
Valid Photo Identity (To be presented in original at the Examination Center along with Admit Card)					
ID Proof: PAN Card	ID No: 78945612323	Place of Issue: INDIA	Issue Date: NA	Valid Till: NA	
Payment Details					
Mode: Exempted	Date: 26/10/2016	Transaction ID: 0	Amount: 0		
Do you have experience : Yes					
Organisation Name	Designation	Start Date	End Date		
sdd	gfg	09 Apr 2014	10 Aug 2016		
Examination City Opted: Delhi/NCR					
<p>UNDERTAKING/DECLARATION: I hereby declare that the information furnished by me in the Registration/Application Form is correct and nothing has been concealed. In case any information furnished by me is found to be false/incorrect/untrue than I shall be liable to civil/criminal prosecution and my claim to admission/appointment/registration/ service in the Institute may be cancelled/terminated.</p>					
 Signature of Candidate		 Thumb of Candidate			
Back		Submit		Final Submit	

Take the print of the Registration Form after final submission of form. Candidate can take the print out of the **Registration Form** by clicking on **Print** button.

After clicking Final Submit button, color of navigation bar of all the steps of registration process will change to **Yellow from Red**.

AIIMS-[Senior Residents / Senior Demonstrators] JANUARY 2019 SESSION

Welcome To The Login Page

If You have already registered, then kindly enter Candidate ID & Password for login, else click on [Click Here](#) Button for login credentials.

New Registration

If you have read the Advertisement carefully and not registered yet, then kindly register first by clicking the button given below.

[Click Here](#)



Compatible Browsers

It is recommended that use Internet Explorer 9 and above, Firefox 3.5 and above and Google Chrome for best view and functionality.

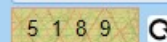
Applicant Login

If you have already registered, then kindly enter Candidate ID & Password.

Candidate ID:

Password:

Enter Captcha:



Type the characters shown in the picture

[Login](#)

[Forgot your login details?](#)

Important Announcement

After completing all 7 steps of registration process, candidate will be registered successfully and can navigate to any completed step through **Navigation Buttons** available on top of the page.

Candidate must Logout after registration is done successfully.

Note:-

- The information will appear in the website strictly as per time schedule laid down in the prospectus. Telephonic queries / written requests prior to the scheduled date mentioned in the prospectus regarding receipt of application, acceptance, hoisting of admit cards etc. will not be entertained.

For enquiries relating to Recruitment Test please contact:

Assistant Controller (Exams)

Examination Section

All India Institute of Medical Sciences (AIIMS)

Ansari Nagar, New Delhi -110 608

Fax: 011 2658 8789, Email: aiims.srsdexams@gmail.com

(Timings 09:30 AM to 06:00 PM – Monday to Saturday)

Toll Free Number 1800117898

www.aiimsexams.org

DISCLAIMER

The purpose of this Prospectus is to provide general information about the contents of the course, hence, the contents of this Prospectus are just for information purpose only. Any information or opinion contained herein are based on information obtained from other sources believed to be reliable but which have not been independently verified. While, all efforts are made to ensure the correctness of the information provided herein. However, we recommend that you always call to check before making any commitments.